

COLORADO BASKETBALL

2007-08

at Nebraska Cornhuskers
(17-11, 6-9 Big 12)



Sunday, March 9, 1 p.m. (MST.)
Arena: Bob Devaney Sports Center (13,595)
Television: FSN RM (FSN Midwest)
Announcers: Greg Sharpe, Matt Davison
Radio: KKZN 760: Mark Johnson,
 Charles Johnson

COLORADO BASKETBALL (11-18, 3-12 BIG 12)

Date	Opponent	Result/Time
Fri. Nov. 9	NEW MEXICO	L, 47-54
Thr. Nov. 15	^vs. Florida A&M	W, 83-59
Fri. Nov. 16	^vs. Savannah State	W, 58-43
Sat. Nov. 17	^at Wisconsin (Big Ten Network)	L, 52-78
Tue. Nov. 20	COLORADO CHRISTIAN	W, 78-58
Tue. Nov. 27	at Denver (FSN RM)	W, 54-44
Thu. Nov. 29	at Air Force (The MTN)	W, 60-50
Sun. Dec. 2	#STANFORD (ESPNU)	L, 43-67
Sat. Dec. 8	at Wyoming (The MTN)	L, 64-73
Wed. Dec. 12	NEW ORLEANS (FSN RM)	L, 65-67
Sat. Dec. 22	at Colorado State (The MTN)	W, 73-70
Sat. Dec. 29	GRAMBLING STATE	W, 93-47
Fri. Jan. 4	SMU (FSN RM)	W, 63-52
Mon. Jan. 7	TULSA	L, 68-81
Sat. Jan. 12	*at 11/10 Texas A&M (ESPN Plus)	L, 69-86
Tue. Jan. 15	* NEBRASKA (FSN RM)	W, 55-51
Sat. Jan. 19	*at 19/19 Texas (ESPN Plus)	L, 67-69
Wed. Jan. 23	* KANSAS STATE (ESPNU)	L, 56-72
Sat. Jan. 26	* MISSOURI (ESPN Plus)	L, 62-66
Tue. Jan. 29	*at Iowa State (FSN RM)	L, 41-57
Sat. Feb. 2	*2/2 KANSAS (ABC)	L, 59-72
Wed. Feb. 6	*at Oklahoma State (FSN RM)	L, 63-64
Sat. Feb. 9	* OKLAHOMA (ESPNU)	W, 72-58
Sat. Feb. 16	**at 3/3 Kansas (ESPN Plus)	L, 45-69
Wed. Feb. 20	* TEXAS TECH (FSN RM)	L, 69-87
Sat. Feb. 23	*at Missouri	L, 53-60
Wed. Feb. 27	* BAYLOR (FSN RM)	L, 57-68
Sat. Mar. 1	* IOWA STATE (ESPN Classic)	W, 67-55
Tue. Mar. 4	*at Kansas State (ESPN Plus)	L, 72-78
Sun. Mar. 9	**at Nebraska (FSN RM) [Sirius 118]	1 p.m.
Mar. 13-16	Phillips 66 Big 12 Championship (Kansas City, Mo.)	TBA

All Home Games In **BOLD CAPS**; *-Big 12 Conference Game
 #-Big 12/Pac-10 Hardwood Series; ^-America's Youth Classic
 ** - Sirius Radio, Home Broadcast

SPORTS INFORMATION

MBB Contact Andrew R. Green
 Office/Fax 303.492.5626/3811
 Email andrew.green@colorado.edu
 Cell 720/470.9780
 Press Row Phone 303.492-1552 or 4381
 Athletic Reception 303.492.7931
 Men's Basketball Office 303.492.6877
 CECC Media Work Room 303.492.0713 or 0710

FOR STARTERS (individual): Richard Roby (1,939 pts.) stands one point behind Cliff Meely for second place on CU's all-time scoring list (56 pts. from Donnie Boyce in first place) • Roby was named to the National Association of Basketball Coaches (NABC) second team. It's his second NABC honor having earned first-team accolades as a sophomore • Marcus Hall set a conference best six steals at Kansas State, it's also a CU Big 12 high for most steals against the Wildcats • Jermyl Jackson-Wilson has started the last five Big 12 games: 6.8 ppg., 5.4 rpg., 14-of-23 from the field (.609) • In his last four games, Hall is averaging 20 ppg., 5.5 apg., 2.3 spg. • Cory Higgins scored a conference and game-high 13 points against Nebraska back on Jan. 15 • Roby has 102 career scoring double figures games (out of 116). Of the 14 games he has not scored at least 10 points, twice came at Nebraska, the most of any opponent on the road • Roby has tallied double-figures 26 of 29 games, Marcus Hall 22 of 29 games • Hall, Roby and Higgins have started every game (29). If all three continue the trend, it will be the first time since 1984-85 three players started the entire season. Roby is the last freshman to start every game (30, 2004-05) • Hall set career highs in points (31), FGs made (13) and attempts (21) against Iowa State. It was CU's first 30-point effort this season • Hall has a career-best 112 rebounds, 53 steals, 48 3-pointers in a single-season • Roby ranks first all-time with 113 career starts and is shooting a season-best .479 from the field.

FOR STARTERS (team): For the first time since 1997-98, CU closes

TEAM AVERAGES		
	CU	NU
Points	62.3	67.5
Points Allowed	64.0	60.7
Scoring Margin	-1.6	+6.8
Field Goals	22.4	24.1
Field Goal Att.	49.2	52.4
Field Goal Pct.	.454	.460
3-pt Field Goals	5.9	5.5
3-pt Field Goal Att.	16.8	16.1
3-pt Field Goal Pct.	.352	.344
Free Throws	11.7	13.7
Free Throw Att.	17.0	20.5
Free Throw Pct.	.687	.670
Offensive Rebounds	7.9	10.2
Defensive Rebounds	21.1	23.9
Total Rebounds	29.1	34.1
Rebounding Margin	-3.3	+8.2
Fouls	17.1	16.3
Assists	13.2	14.3
Turnovers	13.2	13.3
Blocks	4.2	2.6
Steals	6.4	8.4

the Big 12 regular season on the road • Six of CU's 12 losses in Big 12 play are a total of 31 points (5.2 average) • The Buffs have the second best conference-only FG% (.455) • In CU's three Big 12 wins, they have shot .508 percent from the field, .690 from the FT line and outscored the opponent 64.7-to-54.7, with Hall averaging 19.7 ppg. • CU had a season-high 13 steals and scored a conference best 45 points in the second half at K-State • CU has used seven different starting lineups, the same in the last four games • CU has shot 70 percent or higher from the free throw line on 14 occasions in 2007-08 • In CU's 11 wins they have shot .509 from the field, .700 at the FT line, out-rebounded the opponent 31.8-to-

PROBABLE STARTERS

COLORADO

Pos/No	Name	Ht	Yr	Hometown	PPG	RPG	APG
G 1	Marcus Hall	6-2	Sr.	Houston, Texas	13.8	3.9	3.9
G 11	Cory Higgins	6-5	Fr.	Danville, Calif.	8.3	4.1	2.3
G 23	Richard Roby	6-6	Sr.	San Bernardino, Calif.	16.7	6.4	2.1
F 31	Jermyl Jackson-Wilson	6-6	Jr.	Milwaukee, Wis.	4.8	4.3	^0.9
F 32	Marcus King-Stockton	6-9	Sr.	Denver, Colo.	2.6	3.3	^1.4
^ blocked shots							

NEBRASKA

Pos/No	Name	Ht	Yr	Hometown	PPG	RPG	APG
G 1	Sek Henry	6-3	So.	Los Angeles, Calif.	5.9	3.2	1.3
G 11	Ade Dagunduro	6-5	Jr.	Inglewood, Calif.	8.5	3.8	1.7
G 24	Cookie Miller	5-7	Fr.	Charleston, W. Va.	6.8	2.0	4.0
G 44	Ryan Anderson	6-4	So.	Seattle, Wash.	9.1	5.5	1.7
C 21	Aleks Maric	6-11	Sr.	Sydney, Australia	16.0	10.0	1.7

SCHOOL INFORMATION

Location Boulder, Colo.
 Population 103,216
 Founded/Enrollment 1876/28,942
 Colors Silver, Black, Gold
 Nickname Buffaloes (Buffs)
 Mascot Ralphie IV, the Buffalo
 Arena Coors Events/Conference Center (11,064)
 Elevation 5,345
 NCAA Affiliation/Conference Division I/Big 12
 President Hank Brown (Colorado '61)
 Chancellor .. G. P. Bud Peterson (Kansas St. '75)
 Vice Chancellor Student Affairs Ron Stump
 (Northern Michigan '69)
 Provost Phil DiStefano (Ohio State '68)
 Faculty Representative David Clough
 (Case Institute of Technology '68)
 Director of Athletics Mike Bohn (Kansas '83)
 Web Site www.CUBuffs.com
 Big 12 web page www.Big12sports.com
 Athletic Department 303/492-7931
 Ticket Office 303/492-8337

HISTORY

First Year of Basketball 1901-02
 All-Time Record 1,103-1,071 (.507)
 2,174 games
 NCAA Berths 10
 (Won:9, Lost: 12; two 3rd place finishes '42, '55)
 Last Appearance, Result 2002-03
 (lost to Michigan State in 1st round)
 NCAA Appearances 2003, 1997, 1969,
 1963, 1962, 1955, 1954, 1946, 1942, 1940
 NIT Berths 8
 (Won 8, Lost 7; won NIT in 1940, runner up '38)
 Last NIT Appearance/Result 2005-06
 (lost to Old Dominion in 1st round)
 Last Conference Title 1968-69 (Big 8)
 - won conference title 8 times, four prior to 1950
 - Big 8 (1962, 1963, 1969); Big 7 (1955)
 Mtn. State Conference titles4 ('38, '39, '40, '42)

BASKETBALL INFORMATION

Head Coach Jeff Bzdelik (Illinois-Chicago '76)
 Record, Years at School 11-18/1st year
 Career/Years 86-65 (.570)/5th year
 Best Time to Contact through SID office
 Assistant Coaches
 Steve McClain (Chadron State College '84)
 Derrick Clark (California-Lutheran '95)
 Charles Baker (Eastern Kentucky '90)
 Director of Operations Jody Bailey (Louisville '95)
 Administrative Asst. Kristen Sherrie (Fort Lewis 2004)
 Athletic Trainer Melissa Schau (Tulsa 2004)

TEAM INFORMATION

2006-07 Overall Record..... 7-20
 Home: 6-9; Away: 1-10; Neutral: 0-1
 Conference Record/Finish 3-13/12th
 Big 12 Tournament 0-1 (lost to Texas Tech, 81-71)
 Starters Returning (4) Marcus King-Stockton,
 Richard Roby, Xavier Silas, Jermyl Jackson-Wilson
 Starters Lost (1) Dominique Coleman
 Letterwinners Returning/Lost 7/6
 Newcomers 8
 Transfers 2
 Seniors 3 (Hall, King-Stockton, Roby)
 Juniors 1 (Jackson-Wilson)
 Sophomores4 (Beckley, Silas, Thorne II, Williams)
 Sophomore Transfers 2 (Crawford, Wright)
 Freshmen5 (Higgins, Knutson, Patterson, Coney, Zehnder)

GAME BESTS: COLORADO vs. NEBRASKA (SINCE 1996-97)

Colorado

Most Points: 35, Chauncey Billups, Feb. 5, 1997 at Lincoln
 Most Rebounds: 17, Stephane Pelle, Feb. 17, 2001 at Boulder
 Assists: 10, Chauncey Billups, Jan. 4, 1997 -at Boulder
 Steals: 4, five times, most recent, Richard Roby, Jan. 12, 2005 at Boulder
 Blocks: 11, David Harrison, Mar. 8, 2003 at Boulder
 3-Pointers: 7, D.J. Harrison, Feb. 5, 2002 at Boulder

Nebraska

Most Points: 28, Aleks Maric, Jan. 20, 2007 at Lincoln
 Most Rebounds: 16, Venson Hamilton, Jan. 23, 1999 at Lincoln
 Assists: 8, Charles Richardson, Mar. 3, 2007 at Boulder
 Steals: 5, three times, most recent, Brennon Clemmons, Mar. 8, 2003 at Boulder
 Blocks: 7 by Marcus Neal, Mar. 2, 2005 at Lincoln
 3-Pointers: 6 by Cary Cochran, Mar. 7 2002 at Kansas City (Big 12 Tournament)

28.8, and are outscoring the opposition 68.7-
 to-53.4 • CU will be looking for its first road
 conference win this season (0-7). The last
 CU road win in Big 12 play occurred Jan.
 21, 2006 at Oklahoma State, 80-78 (ot), 0-
 20 since (0-8 in 2006-07) • The Buffs have
 surpassed last year's win total of seven with
 11 wins.

SCHOOL RECORDS: Marcus Hall has
 logged 570 Big 12 minutes setting the CU
 record in a season breaking Chauncey Billups
 mark of 557 set in 1996-97. In career con-
 ference minutes, Richard Roby has as-
 sembled 2,078 minutes breaking Jay
 Humphries' previous best of 2,042 from
 1981-84.

1,000 MINUTES PLUS: Senior Marcus
 Hall is moving up the seasonal minutes list
 and with at least two games remaining in the
 season may surpass Stevie Wise at the top.
 Here's a look where Hall ranks with the other
 CU 1,000 minute members since 1978-79
 when those records were kept.

- | | | | |
|-----|---------------------|--------------|----------------|
| 1) | Stevie Wise | 1,127 | 1990-91 |
| 2) | Shaun Vandiver | 1,122 | 1990-91 |
| 3) | Jay Humphries | 1,120 | 1983-84 |
| 4) | Marcus Hall | 1,075 | 2007-08 |
| 5) | Blair Wilson | 1,048 | 2002-03 |
| 6) | Stevie Wise | 1,034 | 1989-90 |
| | Jay Humphries | 1,034 | 1982-83 |
| 8) | Shaun Vandiver | 1,032 | 1989-90 |
| 9) | James Hunter | 1,026 | 1990-91 |
| 10) | Reggie Morton | 1,017 | 1989-90 |
| 11) | Scott Wilke | 1,012 | 1987-88 |
| 12) | Michel Morandais | 1,006 | 2002-03 |
| | Richard Roby | 953 | 2007-08 |

CU vs. THE 'HUSKERS: Nebraska holds a
 narrow 72-69 edge over the Buffaloes in the
 series dating back to 1903 and a 9-2 advan-
 tage in Big 12 games in Lincoln. NU has won

the last three games at home with CU's last
 win at Bob Devaney Sports Center coming
 in 2004 (68-60).

LAST TIME vs. NEBRASKA: Cory
 Higgins scored a team-high 13 points and
 Richard Roby added 12 points and 10 re-
 bounds to lead CU to a 55-51 win over
 Nebraska back on Jan. 15. It was the low-
 est scoring game between these two schools
 in nearly 28 years since Nebraska won 53-
 44 on Jan. 19, 1980. CU held the
 Cornhuskers to a season-low 51 points.
 Cookie Miller led Nebraska with 18 points,
 while Aleks Maric had 14 points and nine
 rebounds. The Buffs kept to their winning
 ways against NU, winning their sixth of their
 last seven over their rivals in Boulder.

RISING FROSH: Aside from Hall and
 Roby dominating the headlines, freshman
 Cory Higgins looks to have a bright future
 in black and gold. In his 15 Big 12 Confer-
 ence games (all starts), Higgins ranks first
 from the free throw line (.750), second in
 steals (18); second in rebounding (4.5),
 third in scoring 8.4 ppg. and 3-pointers (14).

HALL PASS: Senior Marcus Hall ranks
 fifth all-time in CU assists with 408 passing
 Donnie Boyce (405, 1991-95). Hall leads
 the team in assists with 113 (3.9 apg.), his
 third highest in four years. Hall also has a
 career-best 45 steals, 48 3-pointers and a
 season-best 13.8 ppg.

SOLO IN THE BIG 12: CU's men's bas-
 ketball athletic trainer Melissa Schau (Tulsa
 2004) is not only the Buffaloes first MBB
 trainer ever in the history of the program,
 she's the only one in the Big 12 Confer-
 ence. Schau (pronounced Shaw) is one of
 44 women nationally as the head athletic
 trainer for men's basketball.

G #1 Marcus Hall **PTS REB AST ST MIN**
6-2, 185, Sr.-3L, Houston, Texas 13.8 3.9 3.9 1.8 37.1
 28 starts • 26th player in CU history to score 1,000 points (1,130), ranks 19th overall • 5th all-time in career assists (408), one short from 4th • First career back-to-back 20-point effort (22 at KSU, 31 vs. ISU) • Has played 1,075 minutes this season, 4th all-time • Played 40 minutes, six times this season • Season-high 31 pts. with career-best 13-of-21 shooting vs. ISU • Also had 28 pts., 11 FGs vs. Mizzou • Career-best 10 rebounds, eight steals vs. Tulsa; also had nine assists • Leads team in assists 18 times; scoring 12 times • Scored double-digits 22 of 29 games • Recorded over 100 assists in each of his last three seasons • Made a 3-pter. in 11 straight games.

G #11 Cory Higgins **PTS REB AST ST MIN**
6-5, 175, Fr.-HS, Danville, Calif. 8.3 4.1 2.3 1.2 33.0
 28 starts • Big 12 games: 9.0 ppg., 4.5 rpg., 2.2 apg., 14 3-pointers • Second in assists (66), third in steals (35) and fourth rebounding (118) • 13 games over double figures, seven of them in the Big 12 • 13 games with five or more rebounds • Third in minutes played • 23 games over 30 minutes played, including five games 38+ • Season-best five steals at Iowa State • Career-best eight rebounds (defensive) at Texas; seven def. boards in home win over OU.

G #23 Richard Roby **PTS REB AST ST MIN**
6-6, 200, Sr.-3L, San Bernardino, Calif. 16.7 6.4 2.1 1.1 34.0
 29 starts • 102 of 116 career games in double-digits • School record holder 113 career starts • Third place in CU all-time scoring (1,939), one pt. from 2nd place • All-time chart listing on page 4 • Has 30 steals, 27 blocks; shooting .479 from the field (highest of career) • Four double-doubles (nine career) • Season-best 27 points, three times • Netted 20+ pts. nine times (39 career) • Career-best 186 rebounds in a season • Led CU in scoring 14 times (averaging 21.2 ppg.) • Will become only the third player in school history to lead CU in scoring four consecutive seasons.

F #31 Jermyl Jackson-Wilson **PTS REB AST BLK MIN**
6-6, 220, Jr.-1L, Milwaukee, Wis. 4.8 4.3 0.9 0.9 18.6
 Started 18 of 29 games • 10 pts., seven rebounds, career-best four steals at K-State • Has started the last five Big 12 games: 6.8 ppg., 5.4 rpg., 14-of-23 from the field (.609) • Third in blocks (25) • Has scored in every game this season • Nine games this season with seven or more rebounds.

F #32 Marcus King-Stockton **PTS REB BL AST MIN**
6-9, 245, Sr.-3L, Denver, Colo. 2.6 3.3 1.4 0.6 17.2
 27 games/13 starts • 14 of 15 Big 12 games • 6th all-time at CU in blocked shots (101) • Season-high eight points vs. Baylor; seven boards three times • Career-best three steals vs. Nebraska • 1st in blocks (39) • 39 blocks a season-best • Career-high four blocks at Mizzou & ISU.

COLORADO RESERVES

G #12 Dwight Thorne II **PTS REB AST ST MIN**
6-3, 180, Soph.-1L, Arlington, Texas 3.0 1.1 1.0 0.4 14.1
 26 games/5 starts • Career-best two 3-pointers helping CU make a first-half high seven treys at Texas • Career-best 13 pts., six rebs., five assists against Colo. Christian • 17-of-20 FT (.850).

G #14 Javon Coney **PTS REB AST ST MIN**
6-4, 205, Fr.-HS, Chicago, Ill. 0.2 0.1 - - 3.4
 11 games played • Non-scholarship student-athlete • Scored two points against Grambling St.

C #21 Caleb Patterson **PTS REB BL ST MIN**
6-11, 225, Fr.-HS, Ringwood, Okla. 1.4 1.4 0.4 0.1 8.1
 14 games/one start • Season-best seven points and five rebounds (Colorado Christian) • 22 minutes against CCU, 19 against Stanford • Six blocks on season • Two blocks vs. Stanford.

G #24 Levi Knutson **PTS REB AST ST MIN**
6-4, 190, Fr.-HS, Littleton, Colo. 5.0 1.4 1.1 0.1 18.2
 29 games w/ one start • Scoring double-digits five times • Big 12 best 11 pts. on 4-of-7 shooting vs. Baylor • Eight points vs. OU, NU, Mizzou • 27 treys, third on team • 20-of-26 FT (.769).

G #25 Andrew Zehnder **PTS REB AST ST MIN**
6-3, 180, Fr.-HS, Arvada, Colo. 0.8 0.2 - - 2.8
 Six games • Non-scholarship student-athlete • Five points vs. Grambling with one 3-pointer.

F #44 Trent Beckley **PTS REB AST ST MIN**
6-10, 230 Soph.-1L, Vail, Colo. 0.7 0.8 - - 4.4
 Non-scholarship student-athlete • Nine games • Career-high 4 pts. at KSU; 10 min. at Mizzou.

29-GAME BREAKDOWN: Here's a look at CU at home, on the road and on the neutral court.

	15	12	2
	Home	Away	Neutral
	Games	Games	Games
	(6-9)	(3-9)	(2-0)
Points	63.6	59.4	70.5
Points Allowed	63.7	66.5	51.0
Scoring Margin	-0.1	-7.1	+19.5
Field Goal Pct.	.448	.449	.545
3-pt Field Goals	5.9	5.8	7.5
3-pt Field Goal Pct.	.367	.327	.405
Free Throw Pct.	.678	.699	.698
Offensive Rebounds	8.3	7.9	6.0
Defensive Rebounds	21.9	19.8	23.0
Total Rebounds	30.3	27.7	29.0
Rebounding Margin	-2.6	-4.2	-3.0
Assists	13.3	12.7	16.0
Turnovers	12.6	13.4	17.0
Blocks	4.6	3.8	4.0
Steals	6.4	6.2	7.5

HALL or ROBY: Through 29 games, Richard Roby and Marcus Hall have led the majority of games in scoring. Roby has led 15 times (one shared), Hall 12 times (one shared). Cory Higgins has done it in back-to-back games (at Texas A&M, Nebraska) and Xavier Silas performed it once. In his 15 games, Roby averages 21.2 ppg., while Hall is 19.3 ppg. over his 12 games.

ALMOST 2nd ALL-TIME: Richard Roby inched closer with 15 points at Kansas State to fall one point from second place on the school's all-time scoring list (1,939 pts.). Roby trails Cliff Meely for second place and 56 points from Donnie Boyce, who hails at the top. With at least two games left in the season, Roby needs to average 28.0 ppg. to tie Boyce.

1. Donnie Boyce 1,995 18.8 1991-95
 2. Cliff Meely *1,940 24.3 1969-71
 3. Richard Roby 1,939 16.7 2004-pre.
- * played three years

FT SHOOTING: In recent years, CU was not a very good free throw shooting team. This year, the Buffaloes are shooting almost 70 percent (.687), a feat only accomplished once in the last 12 years (2000-01, .715).

IRON MAN: Marcus Hall has six games this season playing all 40 minutes. Hall ranks second in the Big 12 Conference behind Martin Zeno of Texas Tech, who has 10, 40-minute games (7 conference and 3 non-conference). Hall has three straight Big 12 games (KU, at OSU, OU) and three straight non-conference games (at Air Force, Stanford, at Wyoming).

3-POINT STREAK: Dating back to the 2001-02 season, CU has made a 3-pointer in 192 consecutive games. Last time they failed to make at least one trey was Jan. 16, 2002 against Iowa State in Boulder. The Buffs won 63-61.

NATIONAL LETTER OF INTENTS: Head coach Jeff Bzdelik announced the signing of five student-athletes for the 2008-09 season during the NCAA early signing period. They are **Javonte Clanton, Austin Dufault, Trey Eckloff, Nate Tomlinson** and **Toby Veal**.

“I couldn’t be more pleased with the signing of these five young men,” Bzdelik said. “All of them will have a major impact on the future of Colorado Basketball. This is a class filled with quality and depth.”

FOUR IN A ROW - Richard Roby will become only the third player in school history to lead the team in scoring four consecutive seasons. From 2004-05 (16.0 ppg.), 2005-06 (17.0), 2006-07 (17.3), and this year 16.7. Here are the others:

Richard Roby	2004-08	4-straight
Donnie Boyce	1991-95	4-straight
Emmett Lewis	1975-79	4-straight

BIG 12 TOP-10: A number of CU players are ranked among the Big 12 elite players in various categories from all games played and conference-only (as March 6).

All Games

Scoring	Roby	3rd	16.7
	Hall	10th	13.8
Rebounding	Roby	11th	6.4
FG%	Roby	7th	.479
Assists	Hall	5th	3.90
Steals	Hall	t-5th	1.83
FT %	Roby	6th	.768
Blocks	King-Stockton	8th	1.37
	Roby	15th	0.97
Def-Reb.	Roby	8th	4.59
Asst.-Turn Ratio	Hall	7th	1.80

Big 12-Only Games

Scoring	Roby	4th	16.7
	Hall	t-9th	14.6
Rebounding	Roby	9th	6.7
FG %	Hall	4th	.529
	Roby	8th	.472
Assists	Hall	3rd	3.80
Steals	Hall	t-8th	1.47
	Higgins	t-15th	1.20
FT%	Roby	15th	.728
Blocks	King-Stockton	3rd	1.73
	Roby	12th	1.07
Asst.-Turn Ratio	Hall	6th	1.97
Def. Rebounds	Roby	t-7th	5.27

COLORADO RECORD BOOK: Seniors Richard Roby, Marcus Hall and Marcus King-Stockton are moving up on the charts in the all-time history book. Here’s the latest entering today’s game...

Richard Roby

<u>Category</u>	<u>Total</u>	<u>Rank</u>	<u>Needs...</u>	<u>...To Pass</u>
Games Started/Career	113	1 st	-	current leader
Games Started/Conf. Career	60	1 st	-	current leader
Minutes/Career (Conf.-only)	2078	1 st	-	current leader
Games Played/Conf.-only	63	2 nd	1 to tie	Stephane Pelle
Minutes/Career	3686	2 nd	177	Jay Humphries
Minutes/Season	991	-	54	Michel Morandais
3-Point Attempts/Career	599	3 rd	72	Stevie Wise
3-Point Field Goals/Career	210	3 rd	5	Stevie Wise
Points Scored/Career	1939	3 rd	2	Cliff Meely
Career Field Goals Attempts	1549	3 ^d	90	Cliff Meely
Career Free Throws	397	4 th	44	Cliff Meely
Career FT Attempts	535	5 th	46	Ken Charlton
Steals/Career	173	5 th	7	Stevie Wise
Career FGs Made	666	5 th	28	Emmett Lewis
Blocked Shots/Career	89	9 th	2	Shaun Vandiver
Assists/Career	253	14 th	21	Jaquay Walls
Rebounds/Career	631	14 th	14	Donnie Boyce
Games Played/Career	116	t-9 th	2	Marcus Hall
Double-Doubles/Career	9	t-23 th	2	
Career FT % (out of top-10)	.742			
Scoring/Season	483	23 rd	15	David Harrison

Marcus Hall

<u>Category</u>	<u>Total</u>	<u>Rank</u>	<u>Needs...</u>	<u>...To Pass</u>
3-Point Field Goals/Career	147	5 th	64	Richard Roby
3-Point Attempts/Career	415	6 th	5	Donnie Boyce
Assists/Career	408	5 th	2	Toney Ellis
Steals/Career	135	8 th	3	Mike Reid
Minutes/Career	3167	8 th	68	Blair Wilson
Games Played/Career	117	t-7 th	1	Antoine McGee
Games Started/Career	73	t-14 th	1	Michel Morandais
Points Scored/Career	1130	19 th	42	Jamahl Mosley
Assists/Season	113	22 nd	2	Toney Ellis

Marcus King-Stockton

<u>Category</u>	<u>Total</u>	<u>Rank</u>	<u>Needs...</u>	<u>...To Pass</u>
Blocked Shots/Career	102	6 th	13	Donnie Boyce
Blocked Shots/Season	39	t-11 th	2	Donnie Boyce
Games Played/Career	109	18 th	3	Scott Wilke

TRENDS AFTER 29 GAMES

	In Wins (11)	In Losses (18)
PPG	68.7	58.4
FG %	50.9%	42.2%
3-pt. FG %	39.0%	33.0%
FG made	24.5	21.1
FT%	70.0%	67.7%
Turnovers	13.2	13.3
Assist/TO Ratio	+1.5	+0.9
Off. Rebounds	8.2	7.9
Def. Rebounds	23.6	19.6
Assists	15.1	12.1
Steals	7.5	5.7
Blocks	4.6	4.0
In 11 wins: Roby: 17.0 ppg., 6.6 rpg.,;		
Hall: 15.9 ppg., 3.5 rpg., 3.5 apg.		

BUFF BITS: Richard Roby and Marcus Hall (19th overall w/ 1,130 pts.) are the first CU 1,000-point tandem since 2003-04 when the Buffs had three players over 1k (Michel Morandais, David Harrison, Blair Wilson) • Hall (31) and Roby (17) combined for 48 points in the home win over ISU – the most this season (old - 41 vs. Mizzou in 66-62 loss) • Marcus King-Stockton has a personal-best 39 blocks and ranks sixth all-time at CU with 101. He tied a career-best four blocked shots against Iowa State and at Missouri • Levi Knutson played a season-high 36 minutes with a Big 12 best 11 points versus Baylor, and Marcus Hall excelled at the point with seven assists, zero turnovers, and a career-best three blocks • Hall's consecutive playing streak ended at 163:58 dating back to the Iowa State game on Jan. 29. It's his second consecutive streak of 160 minutes. Hall played 161 consecutive minutes from Nov. 29-Dec. 22 • Richard Roby's streak of 15 consecutive games of double figures ended at KU (his longest string of games during his four-year career) • Cory Higgins had a season-best five steals, four in the first half at Iowa State. His five steals were a CU high in the 12-year conference history vs. the Cyclones • Roby's season-best 14 rebounds against Mizzou tied his output of 14 boards earlier this season against New Orleans; his 13 defensive vs. Missouri was a career-high • Hall, Higgins, Knutson and Thorne II are the only players with more assists than turnovers • For the first time in school history, CU beat both Oklahoma and Nebraska at home in football AND basketball in the same year • Commissioners Honor Roll (3.0 or better): freshman Levi Knutson (business), Redshirt sophomore Casey Crawford (political science) • Jermyl Jackson-Wilson was named one of 12 Big 12 Conference student-athletes to the 2007-08 Winter Sports Good Works Team in February.

CU DURING BIG 12 INCEPTION: After 29 games, CU not only has won more games this season than last, but their 3-point field goal percentage, free throw shooting and limiting their turnovers per game rank near the top over the last 12 years.

Year	PPG	FG %	3-Pt. %	FT%	To	W's
2007-08	62.3	.454	.352	.687	13.2	11
2006-07	69.1	.417	.313	.655	17.5	7
2005-06	76.8	.434	.342	.646	14.0	20
2004-05	71.6	.435	.353	.629	14.4	14
2003-04	74.2	.464	.372	.621	14.6	18
2002-03	75.2	.443	.326	.669	14.0	20
2001-02	79.7	.453	.357	.677	17.0	15
2000-01	80.6	.460	.359	.715	16.5	15
1999-00	75.2	.426	.339	.686	14.3	18
1998-99	73.1	.414	.344	.702	14.7	18
1997-98	71.4	.404	.346	.688	14.3	13
1996-97	73.1	.420	.362	.681	13.9	22

REDSHIRT YEAR: Sophomore forward Jeremy Williams will be redshirted this season and will return next year with three full years of eligibility. He was academically ineligible for the fall semester. Williams averaged 7.7 points and 4.6 rpg. last season with 18 starts.

FUN 'n SUN: For the next two seasons the Buffaloes will be making multiple trips to the Hawaiian Islands. Next season, CU will be making their first-ever trip to the Rainbow Classic in Honolulu. In 2009-10, CU will play in the Maui Invitational. Hosted by Division II college Chaminade, and sponsored by EA Sports, the Buffaloes will be one of eight schools participating in the 26th edition of the tournament. Joining CU two years from now will be Arizona, Gonzaga, Louisville, Maryland, Vanderbilt, and Wisconsin.

CU IN THE PRO WORLD: There is a number of CU basketball members with ties to the professional ranks. From head coach Jeff Bzdelik to the four student-athletes.

Coach Bzdelik: Head Coach of the Denver Nuggets (2002-05);

Casey Crawford: father, Steve played with the Boston Red Sox;

Cory Higgins: father, Rod played in the NBA from 1982-95, currently the general manager of the Charlotte Bobcats;

Richard Roby: half-brother of Kenyon Martin (Denver Nuggets);

Dwight Thorne II: cousin, Acie Law IV played for the Texas A&M Aggies and great uncle, Ernie Banks played with the Cubs.

TEAM BITS: CU's 72 points scored at Kansas State and 72 scored in the home win over

Oklahoma was their most points in Big 12 play this year. CU shot 60.6 percent from the field, their second time over 60 percent in Big 12 play (61.7% at Texas A&M • CU shot 51 percent from the field against Iowa State, it's the 10th time this season shooting over 50 percent (CU is 7-3) • For the first time in school history five players have at least 20 made 3-pointers in a season: Marcus Hall (48), Richard Roby (43), Levi Knutson (27), Cory Higgins (24) and Xavier Silas (20) • The Buffs committed a season-low seven turnovers against Baylor. It's the fewest since having six at Nebraska (Jan. 22, 2006) • CU is 2-4 when wearing their gold uniforms • CU did not attempt a single free throw at Mizzou (Feb. 23). It's the fewest in a game since the Buffs went 0-for-1 at Iowa State on Jan. 14, 1987. Ironically, CU did not shoot a free throw in the first half at KU (Feb. 16) • CU scored only 45 points at Kansas, matching their fewest scored against KU at Allen Fieldhouse since Feb. 15, 1992 (82-45) • Against KU (Feb. 2), the Buffaloes converted a season-high nine 3-pointers. The previous mark was eight three other occasions • Since 1954-55, the Cyclones tied three others for fewest points scored in the first half against CU (15 points) • CU shot a season-best 62 percent from the field at Texas A&M. It's the first time CU has shot over 60 percent since making .627 against Mercer in 2005-06, and .611 percent against a Big 12 foe since 2002-03 against Texas A&M. In the same game, the Buffs shot a school second-best from the field in the second half (.773) • CU's 16 rebounds at A&M were the fewest since grabbing 16 against Arkansas State, Mar. 21, 1991 (w, 81-75) • The Buffs played with only seven players against SMU and Tulsa • The Buffs victory at Moby Arena was CU's first in four years and it snapped Colorado State's 24-game home winning streak against non-conference opponents • CU shot a season-high 33 3-pointers at Wyoming, their most since attempting 34 at Nebraska (Feb. 22, 2006) • For the first time since the 1998-99 season, CU won back-to-back road games (at Denver, at Air Force) • The Buffs win at Air Force ended the Falcons' 38-game home winning streak against non-conference foes • DU's 44 points were the fewest allowed by a CU team since a 71-44 win over Tennessee State on Dec. 19, 2003 • CU won three straight games, twice for the first time since 2005-06 when they won nine and five straight games on two separate occasions.

NUMERICAL ROSTER

<u>No.</u>	<u>Player</u>	<u>Pos.</u>	<u>Ht.</u>	<u>Wt.</u>	<u>Cl.</u>	<u>Exp</u>	<u>Hometown (High School/Previous College)</u>
1	HALL, Marcus	G	6-2	185	Sr.	3L	Houston, Texas (Jersey Village HS)
*3	WRIGHT, Kyle	G	6-5	195	So.-RS	TR	Hartford, Conn. (Brewster Academy [Wolfeboro, N.H.]/Stony Brook)
^5	WILLIAMS, Jeremy	F	6-7	220	So.	1L	Memphis, Tenn. (Hamilton HS)
11	HIGGINS, Cory	G	6-5	175	Fr.	HS	Danville, Calif. (Monte Vista HS/The Pendleton School [Bradenton, Fla.]
12	THORNE II, Dwight	G	6-3	180	So.	1L	Arlington, Texas (Martin HS)
14	CONEY, Javon	G	6-4	205	Fr.	HS	Chicago, Ill. (Latin HS)
21	PATTERSON, Caleb	C	6-11	225	Fr.	HS	Ringwood, Okla. (Ringwood HS)
23	ROBY, Richard	G	6-6	200	Sr.	3L	San Bernardino, Calif. (Lawrence Academy [Groton, Mass])
24	KNUTSON, Levi	G	6-4	190	Fr.	HS	Littleton, Colo. (Arapahoe HS)
25	ZEHNDER, Andrew	G	6-3	180	Fr.	HS	Arvada, Colo. (Standley Lake HS)
31	JACKSON-WILSON, Jermyl	F	6-6	220	Jr.-RS	1L	Milwaukee, Wis. (Fork Union Military Academy [Va.]/Rufus King/Ohio State)
32	KING-STOCKTON, Marcus	F	6-9	245	Sr.	3L	Denver, Colo. (Colorado Academy)
*34	CRAWFORD, Casey	F	6-9	230	So.-RS	TR	Overland Park, Kan. (Blue Valley North HS/Wake Forest)
44	BECKLEY, Trent	F	6-10	230	So.	1L	Vail, Colo. (Battle Mountain HS)

^ - academically ineligible for the Fall 2007 semester; will redshirt 2007-08 season, has three years of eligibility remaining

* - Transfer, must sit out 2007-08 season; has three years of eligibility remaining

Head Coach: Jeff Bzdelik (Illinois-Chicago '76)

Assistant Coach: Steve McClain (Chadron State College '84)

Assistant Coach: Derrick Clark (California-Lutheran '95)

Assistant Coach: Charles Baker (Eastern Kentucky '90)

Director of Basketball Operations: Jody Bailey (Louisville '95)

2007-08 STARTING LINEUPS

<u>Games</u>	<u>G</u>	<u>C</u>	<u>G</u>	<u>G</u>	<u>F</u>	<u>W-L</u>
NEW MEXICO	Hall	Higgins	Roby	Silas	Jackson-Wilson	0-1
vs. Florida A&M	Hall	Higgins	Roby	Silas	Jackson-Wilson	1-1
vs. Savannah State	Hall	Higgins	Roby	Silas	Jackson-Wilson	2-1
at Wisconsin	Hall	Higgins	Roby	Silas	Jackson-Wilson	2-2
COLO. CHRISTIAN	Hall	Higgins	Roby	Knutson	Patterson	1-0
at Denver	Hall	Higgins	Roby	Silas	Jackson-Wilson	3-2
at Air Force	Hall	Higgins	Roby	Silas	Jackson-Wilson	4-2
STANFORD	Hall	Higgins	Roby	Silas	Jackson-Wilson	4-3
at Wyoming	Hall	Higgins	Roby	Silas	Jackson-Wilson	4-4
NEW ORLEANS	Hall	Higgins	Roby	Silas	Jackson-Wilson	4-5
at Colorado State	Hall	Higgins	Roby	Silas	Jackson-Wilson	5-5
GRAMBLING STATE	Hall	Higgins	Roby	Silas	Jackson-Wilson	6-5
SMU	Hall	Higgins	Roby	Silas	Jackson-Wilson	7-5
TULSA	Hall	Higgins	Roby	Silas	Jackson-Wilson	7-6
at Texas A&M	Hall	Higgins	Roby	Silas	King-Stockton	0-1
NEBRASKA	Hall	Higgins	Roby	Silas	King-Stockton	1-1
at Texas	Hall	Higgins	Roby	Silas	King-Stockton	1-2
KANSAS STATE	Hall	Higgins	Roby	Silas	King-Stockton	1-3
MISSOURI	Hall	Higgins	Roby	Silas	King-Stockton	1-4
at Iowa State	Hall	Higgins	Roby	Silas	King-Stockton	1-5
KANSAS	Hall	Higgins	Roby	Thorne	King-Stockton	0-1
at Oklahoma State	Hall	Higgins	Roby	Thorne	King-Stockton	0-2
OKLAHOMA	Hall	Higgins	Roby	Thorne	King-Stockton	1-2
at Kansas	Hall	Higgins	Roby	Thorne	King-Stockton	1-3
TEXAS TECH	Hall	Higgins	Roby	Thorne	Jackson-Wilson	0-1
at Missouri	Hall	Higgins	Roby	JJW	King-Stockton	0-1
BAYLOR	Hall	Higgins	Roby	JJW	King-Stockton	0-2
IOWA STATE	Hall	Higgins	Roby	JJW	King-Stockton	1-2
at Kansas State	Hall	Higgins	Roby	JJW	King-Stockton	1-3

FTs WHEN IT COUNTS: Last season, Richard Roby was the coolest under pressure at the charity stripe making 84 percent of his shots with 2-5 minutes to play, and 75 percent under two minutes remaining. Here's a look at everyone on the 2007-08 team and their history.

2007-08	2-5 min.	Pct.	0-2 min.	Pct.
Levi Knutson	-	-	5-6	.833
Caleb Patterson	1-2	.500	1-1	1.000
Marcus Hall	1-2	.500	26-34	.765
Xavier Silas	7-10	.700	7-8	.875
Richard Roby	6-6	1.000	8-10	.800
Cory Higgins	10-12	1.000	10-14	.714
Jermyl Jackson-Wilson	3-4	.750	1-3	.333
Dwight Thorne II	2-2	1.000	-	-
Marcus King-Stockton	4-6	.750	2-2	1.000
	34-44	.773	60-78	.769

2006-07	2-5 min.	Pct.	0-2 min.	Pct.
Richard Roby	21-25	.840	3-4	.750
Xavier Silas	9-12	.750	6-10	.600
Jermyl Jackson-Wilson	3-5	.600	3-5	.600
Marcus King-Stockton	1-3	.333	1-2	.500
Jeremy Williams	5-8	.625	0-1	.000
Dwight Thorne II	1-2	.500	-	-

2005-06	2-5 min.	Pct.	0-2 min.	Pct.
Marcus Hall	3-3	1.000	8-11	.727
Richard Roby	10-16	.625	9-22	.409
Marcus King-Stockton	1-2	.500	0-0	.000

2004-05	2-5 min.	Pct.	0-2 min.	Pct.
Marcus Hall	2-6	.333	21-26	.808
Richard Roby	13-18	.722	13-16	.813
Marcus King-Stockton	0-0	.000	0-2	.000

2003-04	2-5 min.	Pct.	0-2 min.	Pct.
Marcus Hall	6-13	.462	3-12	.250

10 mini-games: College basketball games can be viewed as a series of 10 mini-games, broken up by media timeouts. Here, we break down the Buffaloes and their opponents from one timeout to the next:

	<u>20-16</u>	<u>16-12</u>	<u>12-8</u>	<u>8-4</u>	<u>4-0</u>	<u>HALF</u>	<u>20-16</u>	<u>16-12</u>	<u>12-8</u>	<u>8-4</u>	<u>4-0</u>	<u>2nd</u>	<u>FINAL</u>
NEW MEXICO	8-11	2-5	5-5	4-5	0-4	19-30	7-4	2-4	3-5	9-6	7-5	28-24	L, 47-54
vs. Florida A&M	14-5	7-1	9-13	8-4	4-8	42-31	8-5	7-5	6-2	7-8	13-8	41-28	W, 83-59
vs. Savannah State	8-8	2-3	6-2	4-0	5-3	25-16	7-6	3-4	5-0	5-13	13-4	33-27	W, 58-43
at Wisconsin	4-7	4-14	8-8	5-11	6-4	27-44	9-9	3-4	7-8	4-8	2-5	25-34	L, 52-78
COLO CHRISTIAN	3-3	9-11	8-7	9-4	8-2	37-27	7-7	7-2	7-6	12-10	8-6	41-31	W, 78-58
at Denver	6-7	5-4	3-1	7-3	4-2	25-17	2-3	6-7	7-5	0-3	14-9	29-27	W, 54-44
at Air Force	8-3	5-4	4-7	5-4	2-4	24-19	5-6	8-5	6-4	5-3	12-13	36-31	W, 60-50
STANFORD	5-8	4-3	6-7	8-5	5-2	22-25	2-9	7-5	5-11	5-11	2-6	21-42	L, 43-67
at Wyoming	6-11	9-10	0-6	5-7	0-6	20-40	9-3	6-9	12-4	0-4	17-13	44-33	L, 64-73
NEW ORLEANS	8-4	8-2	4-9	6-5	6-6	32-26	9-10	6-8	6-8	4-5	8-10	33-41	L, 65-67
at Colorado State	6-2	10-5	4-13	9-3	12-10	41-33	5-11	11-8	2-6	8-6	6-6	32-37	W, 73-70
GRAMBLING ST.	9-2	4-0	4-11	9-5	12-3	38-21	17-7	14-5	17-10	2-1	5-3	55-36	W, 93-47
SMU	3-7	8-10	14-4	9-2	2-5	36-28	6-0	3-6	11-13	0-0	7-5	27-24	W, 63-52
TULSA	8-7	6-6	12-11	8-7	8-7	42-38	5-8	6-13	4-9	5-6	6-7	26-43	L, 68-81
at Texas A&M	7-13	8-8	4-12	12-5	6-4	27-42	8-6	7-13	12-8	5-7	10-10	42-44	L, 69-86
NEBRASKA	7-6	3-7	3-5	7-2	5-2	25-22	5-7	8-5	3-4	7-3	7-10	30-29	W, 55-51
at Texas	13-6	5-5	5-8	4-5	10-4	37-28	4-15	2-9	7-10	11-7	6-0	30-41	L, 67-69
KANSAS STATE	13-16	0-2	1-9	8-4	4-3	26-34	5-3	2-8	8-8	8-11	7-8	30-38	L, 56-72
MISSOURI	11-2	2-2	10-13	5-3	6-4	34-24	2-5	11-4	6-12	6-11	3-10	28-42	L, 62-66
at Iowa State	10-4	2-4	0-4	6-3	4-0	22-15	3-12	5-5	3-10	6-6	2-9	19-42	L, 41-57
KANSAS	10-6	2-3	11-9	2-8	5-4	30-30	0-8	9-8	9-8	3-12	8-6	29-42	L, 59-72
at Oklahoma St.	3-3	3-3	2-8	2-6	6-5	16-25	12-4	4-7	4-5	7-7	20-16	47-39	L, 63-64
OKLAHOMA	10-4	5-6	7-7	6-4	5-6	33-27	7-2	7-9	6-6	6-7	13-7	39-31	W, 72-58
at Kansas	5-12	4-3	7-6	2-7	2-4	20-32	4-7	0-11	5-4	7-12	9-3	25-37	L, 45-69
TEXAS TECH	7-10	11-7	4-9	5-7	5-2	32-35	8-13	6-12	2-7	17-12	4-8	37-52	L, 69-87
at Missouri	6-2	4-5	4-8	4-14	2-3	20-32	12-8	3-2	9-0	4-10	5-8	33-28	L, 53-60
BAYLOR	3-8	6-5	8-9	0-5	5-7	22-34	5-12	5-2	5-3	8-9	12-8	35-34	L, 57-68
IOWA STATE	8-3	2-3	4-5	6-7	6-6	26-24	12-2	7-7	5-7	6-9	11-6	41-31	W, 65-65
at Kansas State	4-8	4-12	4-7	10-7	5-7	27-41	10-4	8-4	7-9	6-11	14-9	45-37	L, 72-78
Totals	213-188	144-153	161-223	177-152	150-127	827-808	195-196	172-189	190-194	173-218	251-216	946-981	
	7.3-6.5	5.0-5.3	5.6-7.7	6.1-5.2	5.2-4.4	28.5 - 27.9	6.7-6.8	5.9-6.6	6.6-6.7	6.0-7.5	8.6-7.5	32.6-33.8	64.0-62.3

2007-08 GAME-BY-GAME & LEADERS

	Overall	Home	Away	Neutral
All Games	11-18	6-9	3-9	2-0
Conference	3-12	3-5	0-7	-
Non-Conference	8-6	3-4	3-2	2-0

<u>DATE</u>	<u>OPPONENT</u>	<u>W/L</u>	<u>SCORE</u>	<u>ATT</u>	<u>HIGH SCORER</u>	<u>HIGH REB.</u>	<u>ASSISTS</u>	<u>BLOCKS</u>	<u>3-PTERS MADE</u>	<u>STEALS</u>
Nov. 9	NEW MEXICO	L	47-54	8372	Hall (11)	Hall (6)	Hall (4)	King-Stockton, Roby (2)	4 w/ one	Higgins (3)
Nov. 15	vs. Florida A&M	W	83-59	17190	Silas (24)	Roby (5)	Silas (5)	4 players w/ 1	Silas (3)	Hall (3)
Nov. 16	vs. Savannah St.	W	58-43	17190	Roby (17)	JJW(13)	JJW (5)	King-Stockton (3)	Knutson (3)	Silas (3)
Nov. 17	at Wisconsin	L	52-78	17190	Roby (20)	Hall (4)	Hall (5)	JJW (2)	Hall, Silas (2)	Higgins (3)
Nov. 20	CO CHRISTIAN	W	78-58	2491	Hall (21)	Thorne (6)	Thorne (5)	4 players w/ 1	Hall (4)	Hall,Thorne (2)
Nov. 27	at Denver	W	54-44	5035	Hall (18)	Roby (9)	Hall, Roby (3)	Hall, JJW (1)	Hall(2)	Hall (5)
Nov. 29	at Air Force	W	60-50	5606	Roby (21)	JJW, Roby (7)	Higgins (5)	Jackson-Wilson (3)	Roby (3)	Hall, Roby (3)
Dec. 2	STANFORD	L	43-67	6175	Hall (16)	Higgins (6)	Hall (4)	3 players w/ 1	Hall, Higgins (2)	Roby (1)
Dec. 8	at Wyoming	L	64-73	5572	Hall (17)	Roby (7)	Hall (4)	Roby (2)	Knutson (3)	Roby (3)
Dec. 12	NEW ORLEANS	L	65-67	2972	Roby (27)	Roby (14)	Roby (4)	King-Stockton (3)	Hall, Higgins (2)	Roby (2)
Dec. 22	at Colorado State	W	73-70	5377	Roby (18)	Roby (10)	Higgins (7)	Jackson-Wilson (2)	Silas (4)	3 players w/ 2
Dec. 29	GRAMBLING ST.	W	93-47	2634	Roby (25)	King-Stockton (7)	Higgins (6)	3 players w/ 2	Roby (2)	Higgins (3)
Jan. 4	SMU	W	63-52	4286	Hall (16)	JJW (6)	Hall (6)	Roby (2)	Roby (3)	JJW (3)
Jan. 7	TULSA	L	68-81	2031	Roby (27)	Hall (10)	Hall (9)	Hall, King-Stockton (1)	Roby (3)	Hall (8)
Jan. 12	at Texas A&M	L	69-86	12634	Higgins (15)	Higgins (5)	Hall (6)	King-Stockton (3)	Higgins (2)	4 players w/ 1
Jan. 15	NEBRASKA	W	55-51	5773	Higgins (13)	Roby (10)	Hall (4)	Roby (3)	Knutson (2)	King-Stockton (3)
Jan. 19	at Texas	L	67-69	16755	Roby (18)	Higgins (8)	Higgins (3)	Roby (2)	3 players w/ 2	Higgins (1)
Jan. 23	KANSAS STATE	L	56-72	6992	Roby (27)	Roby (9)	Hall (5)	JJW, Roby (2)	Higgins, Roby (2)	Hall (2)
Jan. 26	MISSOURI	L	62-66	5357	Hall (28)	Roby (14)	3 players w/3	King-Stockton (2)	Hall (4)	Hall, Higgins (3)
Jan. 29	at Iowa State	L	51-57	11954	Roby (13)	Hall (9)	5 w/ 1	King-Stockton (3)	Roby (2)	Higgins (5)
Feb. 1	KANSAS	L	59-72	10347	Roby (22)	Roby (6)	Hall (5)	King-Stockton (2)	Roby (4)	Thorne (2)
Feb. 6	at Oklahoma St.	L	63-64	13039	Roby (22)	Roby (7)	Hall, Roby (3)	Silas (2)	Roby (3)	4 players w/ 1
Feb. 9	OKLAHOMA	W	72-58	5206	Hall, Roby (19)	Higgins (7)	Higgins (4)	JJW (2)	Hall (2)	Hall (3)
Feb. 16	at Kansas	L	45-69	16300	Hall (15)	Hall (6)	Higgins (3)	JJW (1)	Knutson (2)	Thorne (2)
Feb. 20	TEXAS TECH	L	69-87	4974	Roby (25)	Roby (9)	Silas (3)	3 players w/ 1	Hall, Roby (2)	Roby (3)
Feb. 23	at Missouri	L	53-60	10686	Hall (17)	JJW (7)	Hall (4)	King-Stockton (4)	Roby (2)	2 players w/ 1
Feb. 27	BAYLOR	L	57-68	3223	Roby (17)	Roby (9)	Hall (7)	Hall (3)	Roby (2)	Roby (3)
Mar. 1	IOWA STATE	W	67-55	6684	Hall (31)	Hall (8)	Hall (4)	King-Stockton (4)	Hall (3)	Hall (2)
Mar. 4	at Kansas State	L	72-78	12528	Hall (22)	Roby (8)	Hall (7)	JJW/Roby (1)	3 players w/ 1	Hall (6)

Key: JJW (Jermyl Jackson-Wilson)

Top 5 Team Performances**Points**

93	Grambling State
83	vs. Florida A&M
78	Colorado Christian
73	at Colorado State
72	Oklahoma, at K-State

Rebounds

44	Grambling State
38	New Orleans
37	Nebraska
35	at Denver
34	at Texas

Steals

13	at Kansas State
12	Tulsa
11	at Denver, Grambling State
9	Missouri
8	at Colorado State, at Wyoming

FG%

.617	at Texas A&M
.606	Oklahoma
.553	Iowa State
.549	at Colorado State
.547	vs. Florida A&M

Assists

21	at Colorado State
20	Grambling State
19	vs. Florida A&M
18	at Texas A&M, at K-State
17	Tulsa, Colorado Christian

Turnovers

22	vs. Savannah State
19	at Wisconsin
16	Missouri, at Denver
15	at Kansas, New Mexico
14	at Missouri, New Orleans

2007-08 GAME-BY-GAME TEAM STATISTICS

BOLD indicates best or high for the season

Game	Score	FG-FGA	Pct.	3-Pt.-FGA	Pct.	FT-FTA	Pct.	O-D	TOT	F/EJ	A	TO	BLK	S
COLORADO	47	15-44	.341	4-19	.211	13-20	.650	6-23	29	19/1	10	15	6	5
New Mexico	54	20-45	.444	6-12	.500	8-17	.471	8-26	34	21/0	13	18	3	2
COLORADO	83	29-53	.547	8-21	.381	17-23	.739	6-20	26	19/0	19	12	4	7
vs. Florida A&M	59	23-53	.434	7-20	.350	6-10	.600	9-24	33	23/0	11	20	1	5
COLORADO	58	19-35	.543	7-16	.438	13-20	.650	6-26	32	15/0	13	22	4	8
vs. Savannah St.	43	16-58	.276	3-15	.200	8-10	.800	15-16	31	25/0	5	14	2	7
COLORADO	52	20-41	.488	6-14	.429	6-7	.857	5-15	20	11/0	11	19	3	4
at Wisconsin	78	32-58	.552	7-20	.350	7-11	.636	13-16	29	9/0	21	9	6	9
COLORADO	78	31-55	.564	7-16	.438	9-12	.750	5-26	31	17/0	17	13	4	7
Colo. Christian	58	18-48	.375	7-25	.280	15-21	.714	7-20	27	14/0	11	17	3	6
COLORADO	54	18-45	.400	3-13	.231	15-19	.789	13-22	35	8/0	11	16	2	11
at Denver	44	15-43	.349	8-25	.320	6-8	.750	7-17	24	16/1	13	15	5	8
COLORADO	60	20-42	.476	7-22	.318	13-17	.765	4-21	25	18/0	12	11	4	7
at Air Force	50	19-44	.432	5-17	.294	7-17	.412	8-21	29	17/1	11	13	3	3
COLORADO	43	15-43	.349	6-15	.400	7-12	.583	3-18	21	16/0	9	11	3	1
Stanford	67	24-50	.480	7-14	.500	12-17	.706	10-28	38	17/0	16	9	0	0
COLORADO	64	23-66	.348	8-33	.242	10-14	.714	12-21	33	25/1	14	11	4	8
at Wyoming	73	22-50	.440	4-13	.308	25-32	.781	10-33	43	13/0	13	18	3	5
COLORADO	65	22-56	.393	5-13	.385	16-20	.800	11-27	38	13/0	12	14	7	4
New Orleans	67	26-59	.441	7-16	.438	8-10	.800	7-24	31	17/0	12	11	1	6
COLORADO	73	28-51	.549	8-17	.471	9-15	.600	13-16	29	12/0	21	13	5	8
at Colorado State	70	27-50	.540	12-18	.667	4-7	.571	8-13	21	14/0	15	12	1	6
COLORADO	93	37-71	.521	6-17	.353	13-19	.684	15-29	44	19/0	20	13	8	11
Grambling State	47	16-50	.320	4-15	.267	11-17	.647	7-22	29	19/1	9	25	3	3
COLORADO	63	23-50	.460	8-23	.348	9-14	.643	8-25	33	14/1	16	11	4	7
SMU	52	19-53	.358	6-20	.300	8-11	.727	11-22	33	14/0	12	13	0	6
COLORADO	68	23-59	.390	7-17	.412	15-21	.714	16-12	28	18/0	17	12	2	12
Tulsa	81	27-45	.600	9-16	.563	18-25	.720	9-24	33	21/0	13	20	3	4
COLORADO	69	29-47	.617	4-12	.333	7-10	.700	4-12	16	16/0	18	10	4	4
at Texas A&M	86	32-51	.627	10-18	.556	12-14	.857	8-16	24	15/0	22	7	3	8
COLORADO	55	18-46	.391	6-19	.316	13-22	.591	11-26	37	14/0	11	10	5	6
Nebraska	51	16-47	.340	6-20	.316	13-17	.765	8-24	32	20/0	9	9	4	5
COLORADO	67	24-54	.444	7-20	.350	12-16	.750	10-24	34	19/0	11	13	5	1
at Texas	69	26-64	.406	8-24	.333	9-15	.600	15-20	35	18/0	9	7	6	6
COLORADO	56	17-45	.378	5-14	.357	17-31	.548	11-19	30	22/1	12	17	6	4
Kansas State	72	24-57	.421	3-11	.273	21-29	.724	17-24	41	23/0	12	12	1	10
COLORADO	66	20-44	.455	4-13	.308	18-24	.750	11-22	33	17/1	13	16	3	9
Missouri	62	25-58	.431	6-18	.333	10-15	.667	15-17	32	20/1	16	12	1	4
COLORADO	41	15-44	.341	3-14	.214	8-15	.533	8-22	30	22/2	5	15	5	7
at Iowa State	57	21-46	.457	3-11	.273	12-22	.545	10-25	35	18/0	12	11	6	8
COLORADO	59	22-50	.440	9-23	.391	6-10	.600	8-13	21	20/0	14	13	3	5
Kansas	72	24-45	.533	3-9	.333	21-25	.840	10-24	34	18/0	14	16	5	3
COLORADO	63	19-44	.432	8-19	.432	8-19	.421	5-21	26	27/2	10	12	4	4
at Oklahoma St.	64	18-44	.409	3-13	.231	25-38	.658	13-24	37	20/1	7	10	3	5
COLORADO	72	20-33	.606	7-11	.636	25-29	.862	3-23	26	17/0	14	13	3	6
Oklahoma	58	24-60	.400	4-26	.154	6-11	.545	17-11	28	23/0	15	11	2	4
COLORADO	45	17-48	.354	5-16	.313	6-8	.750	5-19	24	16/0	9	15	1	5
at Kansas	69	25-54	.463	8-19	.421	11-15	.421	12-26	38	13/0	22	12	8	7
COLORADO	69	26-57	.456	5-16	.313	12-17	.706	6-21	27	18/0	11	13	3	8
Texas Tech	87	34-55	.618	7-12	.583	12-17	.706	5-28	33	15/0	14	16	1	3
COLORADO	53	24-47	.511	5-14	.357	0-0	.000	5-25	30	12/0	12	14	6	2
at Missouri	60	25-57	.439	6-16	.375	4-9	.444	10-17	27	11/0	12	4	0	5
COLORADO	57	21-50	.420	5-17	.294	10-15	.667	6-18	24	18/0	11	7	5	6
Baylor	68	21-49	.429	8-17	.471	18-22	.818	13-25	38	15/0	17	10	1	1
COLORADO	67	26-47	.553	4-7	.571	11-20	.550	5-27	32	13/0	12	11	7	5
Iowa State	55	18-55	.327	8-22	.364	11-12	.917	10-20	30	19/1	11	12	1	2
COLORADO	72	28-61	.459	5-17	.294	11-17	.647	10-20	30	24/1	18	12	2	13
at Kansas State	78	26-55	.473	4-15	.267	22-31	.710	15-25	40	18/0	18	15	4	6

2007-08 SCORING BREAKDOWN

Game	Total	1st	2nd	Starters	Bench	Fr.	So.	Jr.	Sr.
NEW MEXICO	47	19	28	34	13	19	11	3	14
vs. Florida A&M	83	42	41	64	19	23	30	11	19
vs. Savannah State	58	25	33	44	14	15	10	6	27
at Wisconsin	52	27	25	47	5	7	13	4	28
CO CHRISTIAN	78	37	41	61	17	22	13	4	39
at Denver	54	25	29	48	6	8	9	4	33
at Air Force	60	24	36	50	10	17	2	2	39
STANFORD	43	22	21	40	3	13	3	4	23
at Wyoming	64	20	44	45	19	18	15	2	29
NEW ORLEANS	65	32	33	65	6	10	10	2	43
at Colorado State	73	41	32	66	7	13	18	7	35
GRAMBLING ST.	93	38	55	70	23	27	20	8	38
SMU	63	36	27	51	12	14	15	1	33
TULSA	68	42	26	50	18	12	13	4	39
at Texas A&M	69	27	42	61	8	15	14	8	32
NEBRASKA	55	25	30	45	10	21	8	2	24
at Texas	67	37	30	53	14	12	23	2	30
KANSAS STATE	56	26	30	51	5	10	9	5	32
MISSOURI	62	34	28	58	4	7	7	2	46
at Iowa State	41	22	19	32	9	4	3	9	25
KANSAS	59	30	29	55	4	11	6	4	38
at Oklahoma State	63	16	47	50	13	11	11	5	36
OKLAHOMA	72	33	39	54	18	17	13	4	38
at Kansas	45	20	25	28	17	17	7	2	19
TEXAS TECH	69	32	37	56	13	16	14	6	33
at Missouri	53	20	33	45	8	14	0	6	33
BAYLOR	57	22	35	41	16	14	5	3	35
IOWA STATE	67	26	41	66	1	6	-	9	52
at Kansas State	72	27	45	61	11	19	4	10	39

SCORING LEADERS			ASSIST LEADERS		
	CAREER	'07-08		CAREER	'07-08
Richard Roby	61	15	Marcus Hall	58	18
Marcus Hall	20	12	Richard Roby	20	4
Xavier Silas	8	1	Xavier Silas	7	3
Cory Higgins	2	2	Jermyl Jackson-Wilson	4	1
Jermyl Jackson-Wilson	1	-	Dwight Thorne II	4	2
			Cory Higgins	8	8
			Levi Knutson	1	1
REBOUNDING LEADERS			BLOCKS LEADERS		
	CAREER	'07-08		CAREER	'07-08
Richard Roby	32	14	Richard Roby	30	8
Marcus King-Stockton	11	2	Marcus King-Stockton	28	10
Jermyl Jackson-Wilson	10	4	Jermyl Jackson-Wilson	19	10
Marcus Hall	8	6	Jeremy Williams	5	-
Jeremy Williams	4	-	Xavier Silas	4	2
Xavier Silas	2	-	Caleb Patterson	3	3
Cory Higgins	4	4	Marcus Hall	7	4
Dwight Thorne II	1	1	Cory Higgins	3	3
			Dwight Thorne II	1	1

COLORADO'S RECORD WHEN THE BUFFALOES...

leading opponent at half	11-5
trailing at the half	0-12
tied at the half	0-1
leading in the last 5:00	11-2
trailing in the last 5:00	0-16
leading in the last 2:00	11-0
trailing in the last 2:00	0-18
shoots 60%	1-1
shoots 56-59%	1-0
shoots 50-55%	6-1
shoots 40-49%	3-9
shoots below 30-39%	1-7
shoots 49.5% + 3-pt.	2-0
shoots 40-49% + 3-pt.	3-4
shoots under 39% arc	6-14
scores 40-49 points	0-4
scores 50-59 points	3-5
scores 60-69 points	3-8
scores 70-79 points	3-1
scores 80-89 points	1-0
scores 90-100 points	1-0
Shoot Better from the 3-point arc	10-8
Shoot Better from the free-throw line	7-7
Same as opponent	0-1
FT shooting 80%+	1-2
FT shooting 70%+	4-6
FT shooting 60%+	4-5
FT shooting 50%+	2-3
FT shooting 0.0%	0-1
Shooting the same at FT line	0-1
fewer turnovers	6-7
more turnovers	5-11
out-rebounding oppt.	7-3
being out-rebounded	3-15
same rebounds as oppt.	1-0
CU has fewer fouls	7-6
CU has more fouls	2-12
same number of fouls	2-0
One Buff in double-digits	0-2
Two Buffs in double digits	5-7
Three Buffs in double-digits	2-6
Four Buffs in double-digits	3-3
Five Buffs in double-digits	1-0

FROM THE BOARDS

	Offensive			Defensive			Rebounds		
	CU	Oppt.	+/-	CU	Oppt.	+/-	CU	Oppt.	+/-
NEW MEXICO	6	8	-2	23	26	-3	29	34	-5
vs. Florida A&M	6	9	-3	20	24	-4	26	33	-7
vs. Savannah State	6	15	-9	26	16	+10	32	31	+1
at Wisconsin	5	13	-8	15	16	-1	20	29	-9
CO CHRISTIAN	5	7	-2	26	20	+6	31	27	+4
at Denver	13	7	+6	22	17	+5	35	24	+11
at Air Force	4	8	-4	21	21	-	25	29	-4
STANFORD	3	10	-7	18	28	-10	21	38	-17
at Wyoming	12	10	+2	21	33	-12	33	43	-10
NEW ORLEANS	11	7	+4	27	24	+3	38	31	+7
at Colorado State	13	8	+5	16	13	+3	29	21	+8
GRAMBLING ST.	15	7	+8	29	22	+7	44	29	+15
SMU	8	11	-3	25	22	+3	33	33	-
TULSA	16	9	+7	12	24	-12	28	33	-5
at Texas A&M	4	8	-4	12	16	-4	16	24	-8
NEBRASKA	11	8	+3	26	24	+2	37	32	+5
at Texas	10	15	-5	24	20	+4	34	35	-1
KANSAS STATE	11	17	-6	19	24	-5	30	41	-11
MISSOURI	11	15	-4	22	17	+5	33	32	+1
at Iowa State	8	10	-2	22	25	-3	30	35	-5
KANSAS	8	10	-2	13	24	-11	21	34	-13
at Oklahoma State	5	13	-8	21	24	-3	26	37	-11
OKLAHOMA	3	17	-14	23	11	+12	26	28	-2
at Kansas	5	12	-7	19	26	-7	24	38	-14
TEXAS TECH	6	5	+1	21	28	-7	27	33	-6
at Missouri	5	10	-5	25	17	+8	30	27	+3
BAYLOR	6	13	-7	18	25	-7	24	38	-14
IOWA STATE	5	10	-5	27	20	+7	32	30	+2
at Kansas State	10	15	-5	20	25	-5	30	40	-10
TOTAL	231	307	-76	613	632	-19	844	930	-86
	8.0	10.6		21.1	21.8		29.1	32.1	

SCORING COMPARISON

	Starters			Bench		
	CU	Oppt.	+/-	CU	Oppt.	+/-
NEW MEXICO	34	32	+2	13	22	-9
vs. Florida A&M	64	40	+24	19	19	0
vs. Savannah State	44	30	+14	14	13	+1
at Wisconsin	47	49	-2	5	29	-24
CO CHRISTIAN	61	44	+17	17	14	+3
at Denver	50	31	+19	4	13	-9
at Air Force	50	30	+20	10	20	-10
STANFORD	40	43	-3	3	24	-21
at Wyoming	45	70	-25	19	3	+16
NEW ORLEANS	59	53	+6	6	14	-8
at Colorado State	66	58	+8	7	12	-5
GRAMBLING ST.	70	27	+43	23	20	+3
SMU	51	24	+27	12	28	-16
TULSA	50	50	-	18	31	-13
at Texas A&M	61	63	-2	8	23	-15
NEBRASKA	45	47	-2	10	4	+6
at Texas	53	65	-13	14	4	+10
KANSAS STATE	51	62	-11	5	10	-5
MISSOURI	53	31	+22	4	35	-31
at Iowa State	32	30	+2	9	27	-18
KANSAS	55	51	+4	4	21	-17
at Oklahoma State	50	47	+3	13	17	-4
OKLAHOMA	54	54	-	18	4	+14
at Kansas	28	44	-16	17	25	-8
TEXAS TECH	56	74	-18	13	13	-
at Missouri	45	28	+17	8	32	-24
BAYLOR	38	59	-21	16	9	+7
IOWA STATE	66	45	+21	1	10	-9
at Kansas State	61	73	-12	11	5	+6
TOTAL	1479	1354	+125	321	501	-180
	51.0	46.7	+4.3	11.1	17.3	-6.2

CONSECUTIVE STARTS

Richard Roby	34
Marcus Hall	29
Cory Higgins	29

20+ POINT SCORING GAMES

	Career	'07-08
Richard Roby	39	9
Marcus Hall	9	4
Xavier Silas	2	1

30-POINT SCORING GAMES

	Career	'07-08
Richard Roby	6	-

DOUBLE-DOUBLES

	Career	'07-08
Richard Roby	9	4
Jermyl Jackson-Wilson	2	-
Marcus Hall	1	-

DOUBLE-DIGIT SCORING GAMES

	Career	'07-08
Richard Roby	102	26
Marcus Hall	56	22
Xavier Silas	25	9
Cory Higgins	13	13
Jermyl Jackson-Wilson	12	2
Jeremy Williams	8	0
Levi Knutson	6	6
Marcus King-Stockton	2	0
Dwight Thorne II	2	2

DOUBLE-DIGIT REBOUNTING GAMES

	Career	'07-08
Richard Roby	7	4
Jermyl Jackson-Wilson	3	-
Marcus King-Stockton	2	-
Marcus Hall	1	1
Jeremy Williams	1	-

DOUBLE-FIGURE ASSISTS

	Career	'07-08
Marcus Hall	1	-

CAREER GAMES PLAYED

	Starts	Played
Marcus Hall	73	117
Richard Roby	113	116
Marcus King-Stockton	42	109
Jermyl Jackson-Wilson	35	56
Xavier Silas	35	48
Dwight Thorne II	7	53
Jeremy Williams	18	27
Cory Higgins	29	29
Levi Knutson	1	29
Caleb Patterson	1	14
Trent Beckley	-	14
Javon Coney	-	11
Andrew Zehnder	-	5

2007-08 TEAM SUPERLATIVES

<u>Colorado High</u>	<u>CU Low</u>	<u>Statistical Category</u>	<u>Opponent High</u>	<u>Opponent Low</u>
93 Grambling St. (12/29)	41 at Iowa St. (1/29)	Points	87 by Texas Tech (2/20)	43 by Savannah State (11/16)
37 Grambling St. (12/29)	15 three times	Field Goals Made	34 by Texas Tech (2/20)	15 by Denver (11/27)
71 Grambling St. (12/29)	33 Oklahoma (2/9)	Field Goals Attempted	64 by Texas (1/19)	43 by Denver (11/27)
.617 at Texas A&M (1/12)	.341 twice	Highest FG Pct.	.627 by Texas A&M (1/12)	.276 by Savannah State (11/16)
9 Kansas (Feb. 1)	3 at Denver (11/27)	3-Point Field Goals Made	12 by Colorado St. (12/22)	3 three times
33 at Wyoming (12/8)	7 Iowa St. (3/1)	3-Pt. Field Goals Attempted	26 by Oklahoma (2/9)	11 twice
.636 Oklahoma (2/9)	.211 UNM (11/9)	3-Pt. FG Pct. (min. 3 made)	.667 by Colorado St. (12/22)	.154 by Oklahoma (2/9)
25 Oklahoma (2/9)	0 at Missouri (2/23)	Free Throws Made	25 twice	4 by Missouri (2/23)
29 Oklahoma (2/9)	0 at Missouri (2/23)	Free Throws Attempted	38 by Okla. State (2/6)	7 by Colorado State (12/22)
.862 Oklahoma (2/9)	.000 at Mizzou (2/23)	Free Throw Pct.(min. 8 made)	.917 by Iowa St. (3/1)	.412 by AFA (Nov. 29)
16 Tulsa (1/7)	3 Oklahoma (2/9) Stanford (12/2)	Offensive Rebounds	17 by Oklahoma (2/9), by Kansas State (1/23)	5 by Texas Tech (2/20)
29 Grambling St. (12/29)	12 at A&M (1/12)	Defensive Rebounds	35 by Texas (1/19)	11 by Oklahoma (2/9)
44 Grambling St. (12/29)	16 at A&M (1/12)	Total Rebounds	43 by Wyoming (12/8)	21 by Colorado St. (12/22)
22 Savannah St. (11/16)	7 Baylor (2/27)	Turnovers	25 by Grambling St. (12/29)	4 by Missouri (2/23)
21 at Colorado St. (12/22)	5 at Iowa State (1/29)	Assists	22 twice	5 by Savannah State (11/16)
8 Grambling St. (12/29)	1 at Kansas (2/16)	Blocked Shots	8 by Kansas (2/16)	0 three times
13 at K-State (Mar. 4)	1 twice	Steals	10 by Kansas State (Jan. 23)	0 by Stanford (12/2)

2007-08 INDIVIDUAL SUPERLATIVES

	Colorado	Opponent
Points	31, Marcus Hall, Iowa State (3/1)	33, Michael Beasley, Kansas State (3/4)
Field Goals Made	13, Marcus Hall, Iowa State (3/1)	12, Michael Beasley, Kansas State (3/4)
Field Goals Attempted	21, Marcus Hall, Iowa State (3/1)	22, Michael Beasley, Kansas State (3/4)
Highest FG Pct. (min. 5 made)	1.000 (5-5) Dwight Thorne vs. Colo. Christian (11/20) .846 (11-13) Marcus Hall, Missouri (Jan. 28)	.714 (5-7) Michael Flowers, Wisconsin (11/9) .714 (5-7) Darnell Jackson, Kansas (2/16)
3-Point Field Goals Made	4, four times	5, Henry Dugat, Baylor (2/27) 5, Anthony Good, Stanford (12/2)
3-Point Field Goals Attempted	6, five times	14, A.J. Abrams, Texas (1/19)
3-Point FG Pct. (min. 4 made)	.800, (4-5) Xavier Silas at Colorado State (Dec. 22)	1.000 (5-5) Henry Dugat, Baylor (2/27)
Free Throws Made	9, Richard Roby, Kansas State (Jan. 23) 9, Richard Roby, at Okla. State (Feb. 6)	11, Michael Beasley, Kansas State (1/23) 11, Brad Jones, Wyoming (12/8)
Free Throws Attempted	12, Richard Roby, Kansas State (Jan. 23)	13, Byron Eaton, by Oklahoma State (2/6) 13, Michael Beasley, Kansas State (1/23)
Free Throw Pct. (min. 8 made)	.900, (9-10) Richard Roby, at Okla. St. (Feb. 6)	1.000 (11-11), Brad Jones, Wyoming (12/8) 1.000 (10-10), Darnell Jackson, Kansas (2/1)
Offensive Rebounds	8, Richard Roby, at Colorado State (12/22)	8, Chris Linton, Savannah State (11/16)
Defensive Rebounds	9, Jermyl Jackson-Wilson vs. Savannah State (11/16)	10, Kevin Rogers, Baylor (2/27) 10, Damir Suljagic, Texas Tech (2/20)
Total Rebounds	14, Richard Roby, New Orleans (12/12) 13, Richard Roby, Missouri (Jan. 26)	14, Michael Beasley, Kansas State 3/4
Turnovers	6, Richard Roby, three times	6, Daniel Faris, New Mexico (11/9)
Assists	9, Marcus Hall, Tulsa (Jan. 7)	6, four players
Blocked Shots	4, Marcus King-Stockton, at Mizzou (2/23), ISU (3/1)	5, Greg Stiemsma, Wisconsin (11/17)
Steals	9, Marcus Hall, Tulsa (Jan. 7)	3, by 15 players
Minutes Played (regulation game)	40, Marcus Hall, 6 times	40, David Kummer, Denver (Nov. 27)
Minutes Played (overtime game)	none	none

HEAD COACH JEFF BZDELIK

1st Season at Colorado/5th College Season Overall

Jeff Bzdelik, a man synonymous with success on both the professional and college levels in the state of Colorado, was named the 17th men's basketball head coach for the University of Colorado men's basketball program, athletic director Mike Bohn announced April 4, 2007.

Bzdelik (buzz-DEL-ik), 55, comes to Colorado from the United States Air Force Academy, where he guided the Falcons to a 50-16 record (a 75.8 winning percentage) in two seasons from 2005-07. During those two seasons he led the Falcons to a 2005-06 NCAA Tournament and a 2006-07 NIT Final Four appearance.

Bzdelik brings 29 years of coaching experience to the Boulder campus from the collegiate to the professional ranks. He returned to the college game in 2005-06 after 15 seasons as both a coach and scout in the NBA, including two-and-a-half seasons as head coach of the Denver Nuggets.

His two-year win total of 50 victories at the Academy was a school-best in any two-year span of the 51-year history of Air Force basketball, while his 26 victories in 2006-07 was also a school high. He's the only coach to have won at least 24 games in back-to-back seasons. Bzdelik guided the Falcons to a 31-1 home record, including a 15-0 mark in 2005-06 and 16-1 in 2006-07.

In 2005-06, Bzdelik led the Falcons to a 24-7 record and the school's fourth appearance ever in the NCAA Tournament. He also led the Falcons to a 12-4 record and second place finish in the Mountain West Conference. Air Force also capped the season leading the nation for the fourth consecutive season in scoring defense.

Prior to returning to the college ranks with the Air Force Academy, Bzdelik was the Denver Nuggets head coach for two-and-a-half seasons (2002-2005). He was named head coach in August of 2002 after spending one year as a scout for the Nuggets. Bzdelik engineered one of the biggest turnarounds in NBA history during his second season in 2003-04, leading the Nuggets to the playoffs for the first time since 1994-95 while posting a 43-39 record. The 26-game improvement over the previous year was the sixth-best in NBA history.

Bzdelik also became the first coach in league history (since the adoption of an 82-game sched-

ule) to guide a team to the playoffs the year after winning less than 20 games. In his first season, Bzdelik earned NBA-wide praise for Denver's competitiveness, work ethic and never-give-up attitude. Despite having the youngest team in franchise history, Bzdelik's team shattered the franchise record for scoring defense by more than five points per game, giving up only 92.4 per outing. In addition, the Nuggets led the league in turnovers forced (17.1 per game) and had six of the top 12 marks for single-season scoring defense.

Surprisingly to many, he was let go by the Nuggets after just 28 games into the 2004-05 season, with the team off to a 13-15 start. But that decision would eventually become Air Force's and now Colorado's gain.

From 1995-2001, Bzdelik was an assistant coach under Pat Riley in Miami, holding the title of Assistant Coach/Director of Scouting during the final two years. With the Heat, he was responsible for the preparation of all game plans, video coordination and statistical data as well as player development.

In 2000, he was recognized by USA Today as one of the NBA's top five assistant coaches. In the 1998 Pro Basketball issue of Sports Illustrated, he was voted as the NBA's best advance scout by league general managers.

Prior to his tenure with the Heat, Bzdelik spent the 1994-95 season as the lead scout for Riley and the New York Knicks. He also served as an assistant coach with the Washington Bullets from 1988-94 and was Wes Unseld's first assistant in 1993-94. In addition, he coached the Bullets summer league team in 1988 and 1994.

The Illinois native began his coaching career in 1978 at Davidson (N.C.) College. In 1980, he was named an assistant coach at Northwestern University where he spent six seasons and was instrumental in the Wildcats' first NIT appearance in school history.

He then accepted his first head coaching position at the University of Maryland-Baltimore County, one he would handle for two years before moving on to the NBA.

During the 1986-87 season at UMBC, his squad was cited by The Sporting News as having "One of College's Biggest Turnarounds," in the school's inaugural season in Division I. After going just 11-44 the previous two seasons as a Divi-



HOMETOWN

Mount Prospect, Illinois

EDUCATION

University of Illinois-Chicago, B.A., Physical Education, 1976

PLAYING EXPERIENCE

University of Illinois-Chicago:
Four-year letterwinner; Team MVP, 1976;
School-record holder for single-season
free throw percentage (88 percent)

COLLEGE EXPERIENCE

United States Air Force Academy,
Head Coach: 2005-07
University of Maryland-Baltimore County,
Head Coach: 1986-88
Northwestern University, Assistant Coach: 1980-86
Davidson College (N.C.), Assistant Coach: 1978-80

PROFESSIONAL EXPERIENCE

Denver Nuggets, Head Coach: 2002-04.
Denver Nuggets, Scout: 2001-2002.
Miami Heat, Assistant Coach/Director
of Scouting: 1995-2001.
New York Knicks, Scout: 1994-95.
Washington Bullets, Assistant Coach: 1988-94.

sion II program before Bzdelik's arrival, UMBC went 12-16 in his first year and 13-15 in 1987-88 in Division I. His teams excelled in the classroom as well, posting a 2.86 grade point average during his tenure.

Bzdelik is a 1976 graduate of the University of Illinois-Chicago, where he earned a bachelor's degree in physical education. He earned four varsity letters in basketball at UIC and was named team MVP as a senior in 1975-76. He still holds the school record for the best free-throw percentage in one season, shooting 88.1 percent (59-for-67) from the line in 1975-76 and still ranks among UIC's all-time leading scorers.

Bzdelik also spent six years in the Army National Guard during the early to mid 1970s.

He was born December 1, 1952 and graduated from Prospect High School in Mount Prospect, Ill. He is married to the former Nina Bernardzik, who was a standout volleyball player at UIC between 1974-76 and is a member of the Flames' Athletic Hall of Fame. They are the parents of two children, Brett (18) and Courtney (16).

JEFF BZDELIK YEAR-BY-YEAR HEAD COACHING RECORD

COLLEGE		Overall			Conference			Finish/Conf.
Season	School	W	L	Pct.	W	L	Pct.	
2007-08	Colorado	11	18	.379	-	-	-	
2006-07	Air Force	26	9	.743	10	6	.625 3rd/Quarterfinal	
2005-06	Air Force	24	7	.774	12	4	.750 2nd/Quarterfinal	
1987-88	Maryland-Baltimore County	13	15	.429	-	-	-	
1986-87	Maryland-Baltimore County	12	16	.429	-	-	-	
College Totals		86	65	.570	22	10	.688 1 NCAA Tournament/ 1 NIT Appearance	

PROFESSIONAL		Overall			Playoffs		
Season	School	W	L	Pct.	Finish/Div.	W	L/Pct.
2002-03	Denver (NBA)	17	65	.207	7th/Midwest	-	-
2003-04	Denver (NBA)	43	39	.524	6th/Midwest	1	4 .200
2004-05	Denver (NBA)	13	15	.464	NA	-	-
Professional Totals		73	119	.380		1	4 .200



#1

MARCUS HALL**GUARD, 6-2, 185****SENIOR, 3L****HOUSTON, TEXAS****(JERSEY VILLAGE HS)****2007-08 GAME-BY-GAME (SENIOR YEAR)**

Game	GS	Min	FG	3FG	FT	O-D-R	Pf	A	To	BL	ST	Pts
NEW MEXICO	*	33	4-12	1-5	2-2	2-4 6	5	4	4	0	0	11
vs. Florida A&M	*	28	3-8	1-3	2-2	0-4 4	2	4	3	0	3	9
vs. Savannah State	*	36	2-3	2-2	4-4	0-3 3	2	2	4	0	2	10
at Wisconsin	*	33	3-7	2-3	0-0	0-4 4	1	5	4	0	0	8
COLO. CHRISTIAN	*	36	8-11	4-6	1-2	0-4 4	3	3	1	0	2	21
at Denver	*	38	5-10	2-5	6-7	2-3 5	1	3	4	1	5	18
at Air Force	*	40	5-12	2-8	6-7	0-1 1	3	2	0	0	3	18
STANFORD	*	40	4-12	2-4	6-7	0-3 3	1	4	2	0	0	16
at Wyoming	*	40	5-15	2-7	3-4	2-2 4	3	4	1	0	2	15
NEW ORLEANS	*	37	4-12	2-4	0-0	1-5 6	1	3	1	0	1	10
at Colorado State	*	39	4-9	2-6	2-3	0-3 3	0	5	0	0	2	12
GRAMBLING STATE	*	30	6-10	0-3	0-2	0-3 3	1	2	4	0	1	12
SMU	*	37	6-12	2-6	2-2	2-3 5	3	6	2	0	2	16
TULSA	*	38	2-14	0-3	0-0	6-4 10	1	9	3	1	8	4
at Texas A&M	*	37	6-10	0-2	0-0	0-1 1	1	6	1	0	1	12
NEBRASKA	*	38	4-11	1-5	0-2	1-1 2	3	4	2	0	2	9
at Texas	*	32	4-10	2-4	0-0	0-5 5	4	1	2	0	0	10
KANSAS STATE	*	38	2-4	0-2	0-2	0-1 1	0	5	3	0	2	4
MISSOURI	*	39	11-13	4-6	2-2	2-3 5	5	3	2	0	3	28
at Iowa State	*	38	4-11	1-3	0-3	3-6 9	0	1	1	0	1	9
KANSAS	*	40	5-9	3-6	0-0	1-2 3	1	5	3	0	1	14
at Oklahoma State	*	40	5-9	2-3	0-1	1-1 2	4	3	5	0	0	12
OKLAHOMA	*	40	7-9	2-3	3-4	0-1 1	0	3	1	0	3	19
at Kansas	*	39	7-12	1-3	0-0	0-6 6	3	2	3	0	0	15
TEXAS TECH	*	37	3-10	2-3	0-1	0-1 1	3	2	1	1	0	8
at Missouri	*	39	8-14	1-5	0-0	0-2 2	1	4	1	1	0	17
BAYLOR	*	38	4-14	1-5	1-2	0-3 3	1	7	0	3	1	10
IOWA STATE	*	38	13-21	3-5	2-5	1-7 8	0	4	1	0	2	31
at Kansas State	*	37	9-17	1-4	3-4	1-1 2	2	7	3	0	6	22

2007-08 (senior):

- 26th CU player to score 1,000 points in a career
- has led the team in scoring 12 times (one shared)
- second on team in scoring 13.8 ppg., scoring double figures 22 times
- first in assists (3.9); seven assists at K-State with six steals
- career-best 31 points with bests in FGs made (13) and attempts (21) in home finale win against Iowa State
- Second time this season leading CU in points, rebounds, assists in a game (Mar. 1, at K-State; Nov. 9 vs. New Mexico)
- career-high three blocked shots against Baylor
- 28 points on 11-of-13 shooting against Mizzou
- nearly recorded his first-ever triple-double against Tulsa: 10 rebounds, nine assists, eight steals
- has played all 40 minutes six times this season
- Played a streak of 161 consecutive minutes from Nov. 29-Dec. 22. Hall played 196 out of 200 possible minutes spanning five games (40 each at Air Force, Stanford, at Wyoming, New Orleans, at Colorado State). For the season, Hall averages a conference best 38.1 minutes a game

2006-07: Did not play • Redshirt year.

2005-06 (junior): Played in all 30 games, 23 starts

- Team leader in assists (124); 4.1 apg. finishing sixth in the Big 12
- Finished first in conference-only assist-turnover ratio (2.2) and fourth in all-games played (2.1); Third in scoring (8.7 ppg.); Also averaged 2.6 rebounds and 1.3 steals per game
- Narrowly missed his second career double-double with 15 points, nine defensive rebounds at Kansas State (Feb. 18).

2004-05 (sophomore)

- Played in 29 games with 21 starts ; Third in team scoring (11.2 ppg.) and first in assists (4.4 apg.); Second in field goals made (118), third in starts (21), fourth in 3-pointers (38)
- Handed-out a career-best 10 assists and first career double-double against South Dakota State (Feb. 14) with 11 points and 10 assists
- Scored career-high 29 points with 12 field goals made at Oregon State (Dec. 4); Also against the Beavers, scored CU's last 18 points 4:22 of the

first half and first basket of second half tying school record of 20 consecutive points set by Donnie Boyce at Oklahoma State (March 5, 1994)

- Against Colorado State (Dec. 18), excelled at the free throw line with a career-best 8-of-8 — all in the last :58 seconds leading CU home victory
- Handed-out eight or more assists three times at Kansas State (Feb. 25), Oklahoma State (Jan. 30), South Dakota State (Feb. 14)
- His 126 assists was third all-time among CU sophomores

2003-04 (freshman)

- Played in all 29 games averaging 15.1 minutes off the bench
- Highlight game of the season came against California (Dec. 6) after CU's two leading scorers failed to net a point in the first half, Hall scored 14 of his game-high 22 points in the first half
- Ranked third in 3-pointers made (25), fifth in assists (45), and fifth in steals (15); Handed-out eight assists in home win over Oregon St. (Dec. 1)

ACADEMICS: Currently pursuing a double major in sociology and ethnic studies.

PERSONAL: Born Marcus Anthony Hall on August 6, 1985 in Houston, Texas • Son of Kenneth Hogan and Mary Hall • Has a younger sister, Kimberly • Nickname is "MH" • Cousin, Tim Simon played basketball at Stephen F. Austin • Lists scoring 58 points as his biggest high school moment.

FAVORITES: Road Trip: NCAA Tournament in 2008 • **Opponent to play against:** Kansas • **Opponent Arena:** Allen Fieldhouse • **Movie:** Scarface • **T.V. Show:** Martin • **Rapper:** Lil' Ray • **Food:** baked potato • **Restaurant:** Pappadeaux • **Website:** www.ESPN.com • **Book:** *Purpose Driven Life* • **College Class:** Introduction to Black Studies • **Sport to play other than basketball:** football • **NBA Team:** Los Angeles Lakers • **NBA Player** (current or all-time): Allen Iverson • **Pro team other than basketball:** Houston Astros • **Vacation Spot:** Las Vegas • **Hobby:** PlayStation 3 or chilling with friends • **Thing about CU or living in Boulder:** quiet summers • **What impresses you about Coach Bzdelik:** his eagerness to be successful.

PERSONAL BESTS**Points**

Season	31	Iowa State (Mar. 1)
Big 12	31	Iowa State (Mar. 1)
Career	31	Iowa State (Mar. 1)

Field Goals

Season	13	Iowa State (Mar. 1)
Big 12	13	Iowa State (Mar. 1)
Career	13	Iowa State (Mar. 1)

Field Goals Attempts

Season	21	Iowa State (Mar. 1)
Big 12	21	Iowa State (Mar. 1)
Career	21	Iowa State (Mar. 1)

3-Point Field Goals

Season	4	twice
Big 12	4	three times
Career	5	Gardner-Webb (Dec. 28, 2004)

3-Point FG Attempts

Season	8	at Air Force (Nov. 29)
Big 12	10	at Kansas State (Feb. 18, 2006)
Career	10	at Kansas State (Feb. 18, 2006)

Free Throws

Season	6	three times
Big 12	6	at Texas Tech (Feb. 2, 2005)
Career	8	Colorado State (Dec. 18, 2004)

Free Throws Attempts

Season	7	three times
Big 12	6	at Texas Tech (Feb. 2, 2005)
Career	8	Colorado State (Dec. 18, 2004)

Rebounds

Season	10	Tulsa (Jan. 7)
Big 12	9	twice
Career	10	Tulsa (Jan. 7)

Offensive Rebounds

Season	6	Tulsa (Jan. 7)
Big 12	3	at Iowa State (Jan. 29)
Career	6	Tulsa (Jan. 7)

Defensive Rebounds

Season	7	Iowa State (Mar. 1)
Big 12	9	at Kansas State (Feb. 18, 2006)
Career	9	at Kansas State (Feb. 18, 2006)

Assists

Season	9	Tulsa (Jan. 7)
Big 12	9	Missouri (Feb. 25, 2006)
Career	10	South Dakota St. (Feb. 14, 2005)

Steals

Season	8	Tulsa (Jan. 7)
Big 12	6	at Kansas State (Mar. 4)
Career	8	Tulsa (Jan. 7)

Blocked Shots

Season	3	Baylor (Feb. 27)
Big 12	3	Baylor (Feb. 27)
Career	3	Baylor (Feb. 27)

Minutes

Season	40	six times
Big 12	40	three times
Career	40	six times

2005-06 GAME-BY-GAME (JUNIOR YEAR)


Game	GS	Min	FG	3FG	FT	O-D-R	Pf	A	To	BL	ST	Pts
UNC WILMINGTON	-	16	1-5	0-3	0-0	0-0-0	0	1	1	0	2	2
at Colorado State	-	29	5-8	1-2	1-1	1-2-3	4	7	4	0	4	12
vs. Saint Mary's	*	22	1-5	0-1	0-2	1-3-4	1	8	2	0	0	2
at Penn	*	28	4-8	0-1	0-0	1-1-2	2	3	2	0	2	8
CAL POLY	*	22	5-9	1-4	0-0	0-2-2	3	5	1	0	1	11
UTAH	*	32	4-9	2-5	0-0	0-3-3	1	2	1	0	0	10
UC IRVINE	*	32	5-11	2-5	2-2	1-0-1	1	5	2	0	2	14
at TCU	*	28	7-10	2-2	1-1	1-1-2	3	2	3	0	0	17
MERCER	*	10	3-5	0-2	0-0	0-0-0	1	5	0	0	1	6
DARTMOUTH	*	25	4-6	1-3	0-0	0-1-1	1	3	2	0	2	9
SAVANNAH STATE	*	12	5-6	1-1	0-1	0-0-0	0	5	0	0	5	11
at Texas	*	31	3-10	1-3	0-0	0-1-1	1	1	0	0	0	7
KANSAS	*	31	1-6	1-3	3-4	0-2-2	4	6	2	1	2	6
at Missouri	-	16	0-3	0-3	0-0	0-1-1	1	3	1	0	1	0
BAYLOR	-	18	3-9	1-4	0-0	1-0-1	2	2	1	0	0	7
at Oklahoma State	-	36	6-12	4-5	0-0	0-2-2	1	6	1	0	1	16
NEBRASKA	-	25	3-8	1-3	2-2	0-2-2	4	4	4	0	2	9
KANSAS STATE	*	34	4-9	2-4	2-4	2-3-5	1	7	2	0	1	12
at Iowa State	*	31	6-14	4-8	0-0	0-4-4	3	2	4	0	2	16
at Texas A&M	*	35	5-9	3-5	3-4	0-3-3	1	3	4	0	0	16
TEXAS TECH	*	35	5-12	1-4	2-4	0-1-1	3	3	4	1	2	13
OKLAHOMA	*	36	2-7	1-3	1-2	0-3-3	1	6	1	0	0	6
at Kansas State	*	38	5-19	2-10	3-3	0-9-9	0	4	3	1	1	15
at Nebraska	*	32	3-11	2-6	0-0	1-5-6	0	5	1	0	1	8
MISSOURI	*	25	1-5	0-2	0-0	1-2-3	0	9	1	0	0	2
at Kansas	*	26	5-10	2-4	0-0	1-2-3	0	3	1	0	0	12
IOWA STATE	-	13	2-6	0-2	0-0	0-1-1	3	2	2	1	1	4
vs. Baylor	*	35	2-10	1-4	2-2	1-4-5	1	4	4	0	4	7
vs. Texas A&M	*	19	0-2	0-2	0-0	1-2-3	0	3	2	0	0	0
OLD DOMINION	*	25	2-5	0-1	0-0	2-2-4	0	5	1	1	1	4

2004-05 GAME-BY-GAME (SOPHOMORE YEAR)

Game	GS	Min	FG	3FG	FT	O-D-R	Pf	A	To	BL	ST	Pts
CHARLESTON	-	21	3-8	1-4	0-0	1-0-1	0	3	2	0	2	7
at Michigan	-	24	7-12	0-2	2-2	0-3-3	3	3	3	0	1	16
NORTHWESTERN	*	33	1-5	1-3	2-4	0-2-2	1	2	0	0	1	5
at Oregon State	*	35	12-16	2-4	3-4	1-2-3	3	4	4	0	2	29
at California	*	36	5-11	2-2	0-0	0-4-4	0	5	3	1	0	12
COLORADO STATE	*	34	6-15	2-7	8-8	1-2-3	1	5	0	1	2	22
UMKC	*	26	3-8	1-4	2-4	0-2-2	2	6	3	0	1	9
RADFORD	*	27	5-8	3-5	0-0	0-2-2	1	3	1	0	1	13
GARDNER-WEBB	*	35	7-10	5-5	3-5	0-3-3	0	3	1	0	2	22
at Utah	*	27	1-6	0-3	1-2	2-0-2	2	2	6	0	0	3
at Richmond	-	18	2-3	0-0	0-0	0-1-1	2	2	3	0	1	4
at Oklahoma	-	14	2-6	0-0	0-0	0-0-0	0	1	1	0	0	4
NEBRASKA	*	37	2-9	1-7	4-4	1-5-6	1	4	2	1	0	9
KANSAS	*	28	2-7	1-4	1-2	0-2-2	1	5	5	0	0	6
at Baylor	*	34	4-10	0-4	0-1	0-3-3	2	6	1	0	1	8
at Iowa State	29	2-7	1-4	0-0	0-0	2-2-4	1	4	2	0	0	5
MISSOURI	30	3-9	1-3	1-2	0-3-3	0	6	3	0	1	8	
OKLAHOMA STATE	30	5-10	2-6	0-1	0-1-1	1	8	1	2	1	12	
at Texas Tech	*	18	9-13	1-4	5-6	0-1-1	4	6	3	0	1	24
at Kansas State	*	36	6-13	3-8	2-3	0-4-4	1	8	4	1	1	17
TEXAS	*	38	6-16	3-8	2-4	1-3-4	0	4	0	0	2	17
at Kansas	*	33	4-14	1-5	1-1	0-3-3	3	2	5	2	2	10
S. DAKOTA STATE	*	31	4-8	1-3	2-3	0-0-0	1	10	1	0	4	11
TEXAS A&M	*	36	5-14	1-6	1-3	2-2-4	4	4	2	0	0	12
KANSAS STATE	20	1-7	0-3	2-2	2-1-3	0	5	2	0	1	4	
at Nebraska	*	28	1-10	0-2	0-0	0-2-2	1	4	0	0	1	2
IOWA STATE	*	31	3-10	2-6	2-2	0-1-1	5	1	3	0	0	10
vs. Texas	*	35	4-12	3-6	3-4	0-3-3	3	5	2	1	1	14
vs. Oklahoma State	*	34	3-10	0-4	3-5	0-5-5	3	5	4	0	0	9

2003-04 GAME-BY-GAME (FRESHMAN YEAR)

Game	GS	Min	FG	3FG	FT	O-D-R	Pf	A	To	BL	ST	Pts
at Northwestern	-	22	2-4	1-2	0-0	1-3-4	1	3	3	0	2	5
at Pepperdine	-	12	1-2	0-1	1-2	1-2-3	4	0	2	0	0	3
at Cal Poly	-	12	2-6	0-2	5-6	0-2-2	2	2	0	0	2	9
OREGON STATE	-	29	2-5	1-2	0-0	0-1-1	2	8	1	0	2	5
CALIFORNIA	-	23	8-12	4-6	2-5	0-1-1	1	1	1	0	3	22
at Colorado State	-	25	2-7	1-3	1-2	0-0-0	2	3	0	0	0	6
TENN. STATE	-	20	1-6	1-4	0-0	1-2-3	4	3	3	1	0	3
UTAH	-	23	1-4	0-2	0-0	0-1-1	3	1	2	1	0	2
RICHMOND	-	10	0-2	0-2	0-0	0-0-0	1	1	0	0	0	0
KANSAS	-	20	0-3	0-2	1-2	0-3-3	1	2	1	1	1	1
SAVANNAH STATE	-	12	0-1	0-0	3-4	0-1-1	0	1	0	0	0	3
N. COLORADO	-	18	3-7	2-4	0-0	1-2-3	2	2	0	0	2	8
at Nebraska	-	5	0-2	0-2	0-0	0-0-0	2	2	1	0	0	0
IOWA STATE	-	3	0-1	0-1	0-0	0-0-0	0	1	1	0	0	0
at Oklahoma State	-	3	0-1	0-1	0-0	0-1-1	1	0	0	0	0	0
at Kansas	-	20	2-6	0-2	1-2	0-2-2	1	3	2	0	1	5
MISSOURI	-	9	0-1	0-1	0-0	0-0-0	0	0	1	0	0	0
BAYLOR	-	4	1-2	1-2	0-0	0-1-1	0	0	0	0	0	3
at Texas	-	14	1-2	0-0	0-0	0-0-0	2	0	0	1	0	2
KANSAS STATE	-	22	3-6	2-4	0-4	0-2-2	1	2	0	0	0	8
at Missouri	-	22	4-4	3-3	1-4	0-1-1	3	2	1	0	1	12
TEXAS TECH	-	15	2-4	0-1	0-0	0-0-0	2	2	1	0	1	4
at Kansas State	-	17	3-6	3-5	0-1	1-1-2	1	0	2	0	0	9
OKLAHOMA	-	18	4-5	2-3	0-2	1-1-2	0	2	2	0		



#11 CORY HIGGINS

GUARD, 6-5, 175
FRESHMAN
DANVILLE, CALIF.
(MONTE VISTA HS
THE PENDLETON SCHOOL
[BRADENTON, FLA.]



SEASON BESTS

Points

Season 15 twice
 Big 12 15 at Texas A&M (Jan. 12)

Field Goals

Season 7 Grambling State (Dec. 29)
 Big 12 6 at Texas A&M (Jan. 12)

Field Goals Attempts

Season 11 Grambling State (Dec. 29)
 Big 12 11 at Kansas State (Mar. 4)

3-Pointers Made

Season 2 seven times
 Big 12 2 four times

3-Point Attempts

Season 4 six times
 Big 12 4 four times

Free Throws

Season 6 at Oklahoma State (Feb. 6)
 Big 12 6 at Oklahoma State (Feb. 6)

Free Throw Attempts

Season 7 at Oklahoma State (Feb. 6)
 Big 12 7 at Oklahoma State (Feb. 6)

Rebounds

Season 8 at Texas (Jan. 19)
 Big 12 8 at Texas (Jan. 19)

Offensive Rebounds

Season 3 at Kansas State (Mar. 4)
 Big 12 3 at Kansas State (Mar. 4)

Defensive Rebounds

Season 8 at Texas (Jan. 19)
 Big 12 8 at Texas (Jan. 19)

Assists

Season 7 at Colorado State (Dec. 22)
 Big 12 4 Oklahoma (Feb. 9)

Steals

Season 5 at Iowa State (Jan. 29)
 Big 12 5 at Iowa State (Jan. 29)

Blocks

Season 2 Grambling State (Dec. 29)
 Big 12 1 twice

Minutes

Season 39 twice
 Big 12 39 twice

2007-08 GAME-BY-GAME (FRESHMAN YEAR)

Game	GS	Min	FGs	3FGs	FTs	O-D-Reb	Pf	A	To	BL	ST	Pts	
NEW MEXICO	*	37	3-7	1-3	3-4	0-5	5	3	2	1	1	3	10
vs. Florida A&M	*	31	3-5	2-4	2-2	0-2	2	3	1	2	0	0	10
vs. Savannah State	*	19	1-3	0-2	1-2	0-1	1	3	0	4	0	1	3
at Wisconsin	*	33	1-4	0-1	0-0	0-3	3	0	1	1	1	3	2
COLO. CHRISTIAN	*	25	3-7	0-2	0-0	0-4	4	2	1	2	0	1	6
at Denver	*	29	1-3	0-0	4-4	1-3	4	0	2	3	0	1	6
at Air Force	*	32	3-7	0-2	1-3	1-2	3	3	5	2	0	0	7
STANFORD	*	34	4-7	2-4	0-0	0-6	6	2	0	3	1	0	10
at Wyoming	*	20	3-8	1-3	0-0	0-5	5	4	2	2	0	1	7
NEW ORLEANS	*	31	4-7	2-2	0-0	1-4	5	0	2	1	1	1	10
at Colorado State	*	34	5-7	1-2	2-4	0-3	3	2	7	4	1	2	13
GRAMBLING STATE	*	28	7-11	1-1	0-0	1-3	4	1	6	2	2	3	15
SMU	*	36	2-5	0-3	0-1	0-5	5	1	1	0	1	1	4
TULSA	*	36	1-6	0-3	0-1	0-1	1	2	3	0	0	0	2
at Texas A&M	*	37	6-10	2-4	1-2	1-4	5	3	3	0	0	1	15
NEBRASKA	*	35	5-10	2-4	1-2	2-4	6	1	1	1	0	0	13
at Texas	*	33	2-4	2-4	2-2	0-8	8	3	3	2	0	1	8
KANSAS STATE	*	34	3-6	2-3	2-4	2-2	4	1	1	4	1	1	10
MISSOURI	*	38	1-3	0-1	5-6	2-3	5	1	3	3	0	3	7
at Iowa State	*	33	1-8	0-4	2-2	1-1	2	4	1	3	0	5	4
KANSAS	*	39	5-10	1-2	0-0	1-1	2	3	3	1	0	1	11
at Oklahoma State	*	38	2-5	1-3	6-7	1-3	4	4	2	1	0	1	11
OKLAHOMA	*	39	2-5	1-1	4-4	0-7	7	2	4	1	0	1	9
at Kansas	*	35	3-6	1-2	2-2	1-4	5	2	3	4	0	1	9
TEXAS TECH	*	37	4-7	1-4	3-3	0-2	2	3	1	3	1	1	12
at Missouri	*	35	3-7	0-1	0-0	1-3	4	1	1	3	0	0	6
BAYLOR	*	25	1-6	0-1	1-2	1-0	1	3	2	1	0	0	3
IOWA STATE	*	35	2-3	0-0	1-4	0-5	5	2	2	2	0	1	5
at Kansas State	*	38	4-11	1-2	3-4	3-4	7	3	3	1	0	1	12

2007-08 (Freshman)

- started all 29 games; averaging 33.0 minutes a game
- Averaging 8.3 ppg., 4.1 rpg., fourth on team in 3-pointers (24)
- season-high 39 minutes against Oklahoma and Kansas
- Season-best eight rebounds (defensive) at Texas; five steals at Iowa State
- Led CU in scoring tying season-best 15 points at Texas A&M with pair of 3-pointers
- Also led CU in scoring in home win over Nebraska (13 points)
- season-best seven assists at Colorado State
- scoring double-digits 13 times; assists (7 times), rebounds (4 times), blocks (3 times)
- Made his first collegiate start (33 minutes) against New Mexico in the season opener; scoring 10 points with five rebounds, three steals

HIGH SCHOOL (Monte Vista High School)

Lettered four years • Was first-team **All-East Bay Athletic League** and league most valuable player as a junior • Helped lead the Mustangs to a 27-4 record as senior and averaged 21 points per game • High school team went 69-15 (.821) over three seasons • Was named to the all-tourney team of the National Prep School Invitational and the Torrey Pines Classic • Member of the E.B.A.L. Championship team and Torrey Pines championship team in 2006 • Was a member of the 2007 AAU Elite Basketball Organization (EBO) Spring Showcase championship team in Las Vegas • Also averaged 18 points per game during his junior year.

ACADEMICS: Intended college major is business.

PERSONAL: Born Courdon Higgins on June 14, 1989 in Danville, Calif. • Son of Rod and Concetta Higgins • Is the youngest of two children • Has an older brother, Rick, a freshman on the Cal Poly basketball team • Father played basketball for Fresno State and played in the NBA for 13 years with the Bulls, Kings, Warriors and Cavaliers (1982-1995), and currently serves as the Charlotte Bobcats General Manager • Lists being able to play with his brother, Rick as his biggest moment from high school.

FAVORITES: • **T.V. Show:** SportsCenter; **Food:** Steak; **Sport to play other than basketball:** Football; **NBA Team:** Charlotte Bobcats; **NBA Player** (current or all-time): Rod Higgins; **Pro team other than basketball:** Oakland Raiders; **Thing about CU or living in Boulder:** the mountains; **What impresses you about Coach Bzdelik:** his focus.



#12

DWIGHT THORNE II**GUARD, 6-3, 180****SOPHOMORE, 1L****ARLINGTON, TEXAS/MARTIN HS****PERSONAL BESTS****Points**

Season	13	Colorado Christian (Nov. 20)
Big 12	8	at Texas (Jan. 19)
Career	13	Colorado Christian (Nov. 20)

Field Goals

Season	5	Colorado Christian (Nov. 20)
Big 12	3	twice
Career	5	Colorado Christian (Nov. 20)

Field Goals Attempts

Season	6	Kansas (Feb. 1)
Big 12	6	five times
Career	6	five times

3-Point Field Goals

Season	2	twice
Big 12	2	at Texas (Jan. 19)
Career	2	at Texas (Jan. 19)

3-Point Field Goal Attempts

Season	3	at Texas (Jan. 19)
Big 12	4	twice
Career	4	four times

Free Throws

Season	4	Oklahoma (Feb. 9)
Big 12	4	Oklahoma (Feb. 9)
Career	4	Oklahoma (Feb. 9)

Free Throws Attempts

Season	4	Oklahoma (Feb. 9)
Big 12	4	Oklahoma (Feb. 9)
Career	4	Oklahoma (Feb. 9)

Rebounds

Season	6	Colorado Christian (Nov. 20)
Big 12	4	Kansas (Feb. 2)
Career	6	Colorado Christian (Nov. 20)

Offensive Rebounds

Season	2	twice
Big 12	1	three times
Career	2	twice

Defensive Rebounds

Season	6	Colorado Christian (Nov. 20)
Big 12	3	twice
Career	6	Colorado Christian (Nov. 20)

Assists

Season	5	Colorado Christian (Nov. 20)
Big 12	3	Kansas State (Feb. 24, 2007)
Career	5	twice

Steals

Season	2	twice
Big 12	2	Kansas (Feb. 1)
Career	2	three times

Blocks

Season	1	twice
Big 12	1	at Texas (Jan. 19)
Career	1	three times

Minutes

Season	28	Colorado Christian (Nov. 20)
Big 12	25	Kansas (Feb. 1)
Career	28	Colorado Christian (Nov. 20)

2007-08 GAME-BY-GAME (SOPHOMORE YEAR)

Game	GS	Min	FGs	3FGs	FTs	O-D-Reb	Pf	A	To	BL	ST	Pts	
NEW MEXICO	-	11	1-2	0-1	0-0	0-0	0	2	0	1	0	0	2
vs. Florida A&M	-	18	2-4	0-2	2-2	0-0	0	1	1	2	0	0	6
vs. Savannah State	-	11	1-3	0-2	0-0	0-0	0	0	0	2	0	0	2
at Wisconsin	-												did not play
COLO. CHRISTIAN	-	28	5-5	1-1	2-2	0-6	6	3	5	2	1	2	13
at Denver	-	14	1-3	0-2	0-0	0-1	1	0	1	0	0	1	2
at Air Force	-	9	0-1	0-1	0-0	0-0	0	1	0	1	0	0	0
STANFORD	-	7	0-0	0-0	0-0	0-0	0	0	1	0	0	0	0
at Wyoming	-	24	2-5	0-2	2-2	2-1	3	2	2	2	0	0	6
NEW ORLEANS	-	15	0-1	0-0	0-0	1-1	2	0	0	1	0	0	0
at Colorado State	-	14	1-3	0-1	0-0	0-2	2	0	1	1	0	0	2
GRAMBLING STATE	-	17	3-5	1-1	3-3	2-3	5	1	1	0	0	1	10
SMU	-												injured - did not play (deep right knee bruise)
TULSA	-												injured - did not play (deep right knee bruise)
at Texas A&M	-	5	0-1	0-1	0-0	0-0	0	0	1	0	0	0	0
NEBRASKA	-	5	0-0	0-0	0-0	0-0	0	0	1	0	0	0	0
at Texas	-	17	2-5	2-3	2-2	1-1	2	1	0	1	1	0	8
KANSAS STATE	-	7	0-1	0-0	0-0	0-1	1	3	0	0	0	0	0
MISSOURI	-	14	0-3	0-1	0-0	1-0	1	0	2	0	0	0	0
at Iowa State	-	13	0-0	0-0	0-0	0-0	0	0	1	0	0	0	0
KANSAS	*	25	2-6	1-2	1-3	1-3	4	3	2	3	0	2	6
at Oklahoma State	*	16	1-4	1-3	0-0	0-1	1	1	0	0	0	1	3
OKLAHOMA	*	20	1-2	1-2	4-4	0-0	0	1	1	0	0	0	7
at Kansas	*	21	0-1	0-1	0-0	0-0	0	1	2	1	0	2	0
TEXAS TECH	*	15	2-4	0-2	1-2	0-0	0	1	1	0	0	1	5
at Missouri	-	6	0-1	0-0	0-0	0-0	0	0	0	1	0	0	0
BAYLOR	-	19	2-2	1-1	0-0	0-1	1	0	1	0	0	0	5
IOWA STATE	-	7	0-0	0-0	0-0	0-0	0	0	0	1	0	1	0
at Kansas State	-	8	0-1	0-1	0-0	0-0	0	1	1	1	0	0	0

2006-07 GAME-BY-GAME (FRESHMAN YEAR)

Game	GS	Min	FGs	3FGs	FTs	O-D-Reb	Pf	A	To	BL	ST	Pts	
DENVER	-	14	1-3	0-2	0-0	0-0	0	1	1	1	0	2	2
at New Mexico	-	19	0-5	0-4	0-0	0-1	1	3	2	0	1	0	0
AIR FORCE	-	20	0-2	0-1	1-2	0-5	5	2	2	3	0	0	1
at Utah	-	8	0-0	0-0	0-0	0-2	2	0	0	0	0	0	0
WYOMING	-	5	0-1	0-1	0-0	0-0	0	0	0	0	0	0	0
at UNC Wilmington	-	20	0-4	0-4	0-0	0-2	2	2	3	3	0	0	0
NORTHERN COLO	-	9	0-2	0-2	1-2	0-2	2	1	1	2	0	1	1
PEPPERDINE	-	11	0-1	0-1	0-0	0-1	1	0	5	2	0	1	0
COLORADO STATE	-	5	0-1	0-0	2-2	1-0	1	0	0	0	0	1	2
CENTRAL FLORIDA	-	13	0-1	0-0	2-2	0-2	2	1	1	1	0	1	2
TEXAS	-	10	1-3	0-2	0-1	0-0	0	2	2	2	0	0	2
at Oklahoma	-	24	2-4	1-2	0-1	0-2	2	3	2	3	0	0	5
TEXAS A&M	-	22	1-4	1-3	0-0	0-2	2	4	2	0	0	0	3
IOWA STATE	-	21	3-4	1-2	0-0	0-2	2	1	0	1	0	0	7
at Nebraska	-	22	1-4	1-4	0-0	0-2	2	0	0	1	0	0	3
MISSOURI	-	17	1-6	0-4	0-0	0-1	1	1	0	1	0	1	2
at Kansas	-	7	1-1	1-1	2-2	0-2	2	0	1	1	0	1	5
at Baylor	-	17	2-6	1-3	2-2	0-0	0	2	1	1	0	1	7
OKLAHOMA STATE	-	4	0-1	0-0	0-0	0-0	0	0	1	0	0	0	0
at Kansas State	-	5	0-1	0-1	0-0	0-0	0	1	1	0	0	1	5
KANSAS	*	18	1-5	0-3	1-2	0-1	1	1	1	1	0	0	3
at Texas Tech	*	22	3-6	0-1	0-0	0-0	0	2	0	2	0	0	6
at Iowa State	-	7	0-2	0-1	0-0	0-0	0	2	0	0	0	0	0
KANSAS STATE	-	16	2-6	1-2	0-0	0-0	0	1	3	0	0	0	5
at Missouri	-	12	1-3	0-1	0-0	0-3	3	3	2	1	0	0	2
NEBRASKA	-	8	0-0	0-0	0-0	0-1	1	1	1	0	0	1	0
vs. Texas Tech	-	12	0-1	0-1	0-0	1-0	1	2	1	2	0	0	0

SUMMER 2007: Selected to play with 10 current and former college basketball players on a one-week competitive tour in August against professional teams in Germany; Team USA won six of its games averaging 98 points; average margin of victory was 35 points.


2006-07 (freshman): Played in all 27 games with two starts; One of eight players who played all 27 games

- Averaged 2.1 points, 1.2 assists and 1.2 rebounds per game
- Scored a season-high seven points, twice, Iowa State (Jan. 17) and at Baylor (Jan. 30)
- Led the team in assists twice; season-best five assists against Pepperdine (Dec. 4)
- Played over 20 minutes, seven times
- 11-for-16 (.688) from the free throw line and a 3-pointer in seven of 16 Big 12 games

MARTIN HS: Averaged 18.6 points, 6.8 rebounds, 4.6 assists a game as a senior

- Became the first player in the 22-year history to play on the varsity all four years
- Biggest moment of high school career was making two free throws with no time remaining to clinch the school's district championship during his sophomore year
- Two-time school most valuable player (junior and senior years)

ACADEMICS: College major is business.



#21 CALEB PATTERSON

CENTER, 6-11, 225
FRESHMAN
RINGWOOD, OKLA.
(RINGWOOD HS)



PERSONAL BESTS

Points

Season 7 Colorado Christian (Nov. 20)
Big 12 2 Texas Tech (Feb. 20)

Field Goals

Season 3 Colorado Christian (Nov. 20)
Big 12 1 Texas Tech (Feb. 20)

Field Goals Attempts

Season 6 Grambling State (Dec. 29)
Career 3 at Oklahoma State (Feb. 6)

3-Pointers Made

Season 1 at Wisconsin (Nov. 17)
Big 12 -

3-Point Attempts

Season 3 Stanford (Dec. 2)
Big 12 2 twice

Free Throws

Season 2 at Air Force (Nov. 29)
Big 12 -

Free Throw Attempts

Season 2 twice
Career -

Rebounds

Season 5 Colorado Christian (Nov. 20)
Big 12 2 at Kansas (Feb. 16)

Offensive Rebounds

Season 2 Grambling State (Dec. 29)
Big 12 1 at Oklahoma State (Feb. 6)

Defensive Rebounds

Season 5 Colorado Christian (Nov. 20)
Big 12 2 at Kansas (Feb. 16)

Assists

Season 2 Grambling State (Dec. 29)
Big 12 1 at Oklahoma State (Feb. 6)

Steals

Season 1 twice
Big 12 -

Blocks

Season 2 New Orleans (Dec. 12)
Big 12 -

Minutes

Season 22 Colorado Christian (Nov. 20)
Big 12 9 at Oklahoma State (Feb. 6)

2007-08 GAME-BY-GAME (FRESHMAN YEAR)

Game	GS	Min	FG	3FG	FT	O-D-R	Pf	A	To	BL	ST	Pts
NEW MEXICO	did not play											
vs. Florida A&M	-	4	1-2	0-0	1-1	0-1 1	0	0	0	1	0	3
vs. Savannah State	did not play											
at Wisconsin	-	11	1-2	1-1	0-0	0-3 3	0	0	3	0	0	3
COLO CHRISTIAN	*	22	3-5	0-1	1-1	0-5 5	3	0	2	1	1	7
at Denver	-	5	0-1	0-0	0-0	0-0 0	1	0	0	0	1	0
at Air Force	-	9	1-2	0-1	2-2	0-0 0	2	0	1	0	0	4
STANFORD	-	19	0-4	0-3	0-0	0-2 2	1	0	0	1	0	0
at Wyoming	-	3	0-0	0-0	0-0	0-0 0	0	0	0	1	0	0
NEW ORLEANS	-	5	0-1	0-1	0-0	0-1 1	0	0	1	2	0	0
at Colorado State	did not play											
GRAMBLING STATE	-	9	0-6	0-1	1-2	2-2 4	0	2	0	0	0	1
SMU	did not play											
TULSA	did not play											
at Texas A&M	-	3	0-0	0-0	0-0	0-0 0	2	0	1	0	0	0
NEBRASKA	did not play											
at Texas	did not play											
KANSAS STATE	did not play											
MISSOURI	did not play											
at Iowa State	did not play											
KANSAS	-	5	0-0	0-0	0-0	0-0-0	2	0	0	0	0	0
at Oklahoma State	-	9	0-3	0-2	0-0	1-0-1	2	1	0	0	0	0
OKLAHOMA	did not play											
at Kansas	-	8	0-2	0-2	0-0	0-2 2	1	0	1	0	0	0
TEXAS TECH	-	2	1-2	0-0	0-0	0-0 0	0	0	0	0	0	2
at Missouri	did not play											
BAYLOR	did not play											
IOWA STATE	did not play											
at Kansas State	did not play											

2007-08

- Played in 14 of 29 games; Started one game (Colorado Christian)
- scored first two Big 12 points on a dunk against Texas Tech
- Season-best seven points, five rebounds (Colorado Christian)
- 22 minutes against CCU, 19 against Stanford
- Two blocked shots vs. New Orleans
- made first 3-pointer at Wisconsin


HIGH SCHOOL (Ringwood High School)

- Led team to a 22-4 record as a senior; Averaged 18 points, 11 rebounds, five blocks per game
- Led team to the Area Consultation/Regional and District Champions in both 2005 and 2006, as well as regional and district champs in 2007
- Also led the Red Devils to the Cherokee Tournament Championships three-straight years (2005, 2006, 2007)
- Led Ringwood to consecutive state tournament appearances for the first time in 35 years; Recorded five triple-doubles (points, rebounds, blocks)
- In 2½ seasons recorded 336 blocked shots

ACADEMICS: Is an open option major in CU's College of Arts and Sciences.

PERSONAL: Born Caleb Coy Patterson on April 3, 1989 in Duncan, Oklahoma • Son of Rodger and Stephanie Patterson • Has two younger siblings, Kyler and Camden • Mother, Stephanie, played at USAID in Chickasha, Okla.; Aunt, Lynne Ramsey, played at WOSU and Cameron University; Cousin, Luke Davis, wrestled at the University of Central Oklahoma in Edmond, Okla. • Is a five-time all-around rodeo champion • Brother, Kyler is already 6'7" as a 15-year-old • Future endeavor is to play in the NBA following college • Lists playing in the state tournament for the first time as biggest high school moment.

FAVORITES: Road Trip: Here to Boulder for Basketball; **Opponent to play against:** Oklahoma State; **Opponent Arena:** Gallagher-Iba (Oklahoma State); **Movie:** *Friday Night Lights*; **T.V. Show:** The Fresh Prince of Bel-Air; **Music Singer/Group:** Three Six Mafia; **Food:** Mexican and Italian; **Restaurant:** Anywhere that serves Mexican or Italian; **Book:** *I May Be Wrong but I Doubt It* (Charles Barkley); **College Class:** Intro to Sociology; **Sport to play other than basketball:** Baseball; **NBA Team:** Boston Celtics; **NBA Player:** Kevin Garnett; **Pro team other than basketball:** Denver Broncos; **Vacation Spot:** Anywhere but home; **Hobby or hobbies:** shooting and working out; **Thing about CU or living in Boulder:** People's enthusiasm about the Buffs; **What impresses you about Coach Bzdelik:** his attitude.



#23

RICHARD ROBY

GUARD, 6-6, 200

SENIOR, 31

SAN BERNARDINO, CALIF.
LAWRENCE ACADEMY
(GROTON, MASS.)**2007-08 GAME-BY-GAME (SENIOR YEAR)**

Game	GS	Min	FG	3FG	FT	O-D-R	Pf	A	To	BL	ST	Pts
NEW MEXICO	*	33	0-3	0-3	1-2	0-5 5	4	0	5	2	1	1
vs. Florida A&M	*	33	4-10	1-5	1-1	1-4 5	2	3	2	0	1	10
vs. Savannah State	*	33	6-9	1-1	4-6	1-5 6	2	1	2	0	0	17
at Wisconsin	*	34	8-15	1-5	3-3	1-2 3	3	2	3	0	0	20
COLO. CHRISTIAN	*	33	6-14	1-2	5-7	2-2 4	4	2	2	1	0	18
at Denver	*	36	7-11	1-2	0-0	5-4 9	3	3	4	0	1	15
at Air Force	*	31	7-9	3-5	4-5	1-6 7	4	3	2	1	3	21
STANFORD	*	29	3-10	1-1	0-0	0-0 0	3	2	2	0	1	7
at Wyoming	*	31	4-12	1-7	3-4	1-6 7	4	2	1	2	3	12
NEW ORLEANS	*	38	9-20	1-4	8-9	5-9 14	3	4	3	0	2	27
at Colorado State	*	36	7-14	1-3	3-4	8-2 10	3	4	4	1	2	18
GRAMBLING STATE	*	26	9-17	2-4	5-5	4-2 6	3	3	2	2	2	25
SMU	*	33	5-11	3-6	2-2	0-5 5	5	4	4	2	0	15
TULSA	*	37	8-16	3-5	8-9	2-2 4	3	2	6	0	1	27
at Texas A&M	*	33	5-7	1-2	3-4	1-1 2	2	3	4	0	0	14
NEBRASKA	*	37	4-10	1-4	3-4	3-7 10	1	3	0	3	1	12
at Texas	*	31	8-13	1-3	1-3	4-1 5	3	1	4	2	0	18
KANSAS STATE	*	35	8-17	2-4	9-12	3-6 9	4	0	3	2	0	27
MISSOURI	*	39	4-11	0-1	5-7	1-13 14	3	3	4	1	1	13
at Iowa State	*	34	5-7	2-2	1-2	0-5 5	5	0	2	1	0	13
KANSAS	*	38	8-15	4-6	2-2	1-5 6	3	1	3	1	1	22
at Oklahoma State	*	39	5-10	3-6	9-10	0-7 7	4	3	5	1	1	22
OKLAHOMA	*	30	5-6	1-2	8-11	0-5 5	4	2	3	1	2	19
at Kansas	*	26	1-11	0-3	0-2	1-2 3	4	0	2	0	0	2
TEXAS TECH	*	39	9-16	2-3	5-7	2-7 9	3	1	5	0	3	25
at Missouri	*	38	6-13	2-4	0-0	0-3 3	2	3	6	1	1	14
BAYLOR	*	35	5-15	2-6	5-7	2-6 9	3	0	3	0	3	17
IOWA STATE	*	36	6-12	1-1	4-4	1-5 6	2	3	3	2	0	17
at Kansas State	*	38	5-15	1-5	4-6	2-6 8	2	4	6	1	0	15

PERSONAL BESTS**Points**

Season	27	three times
Big 12	33	at Missouri (Jan. 14, 2006)
Career	33	at Missouri (Jan. 14, 2006)

Field Goals

Season	9	three times
Big 12	12	at Oklahoma St. (Jan. 21, 2006)
Career	12	at Oklahoma St. (Jan. 21, 2006)

Field Goals Attempts

Season	20	New Orleans (Dec. 12)
Big 12	24	at Missouri (Jan. 14, 2006)
Career	24	Pepperdine (Dec. 4, 2006)

3-Point Field Goals

Season	4	Kansas (Feb. 1)
Big 12	7	twice
Career	7	twice

3-Point Field Goals Attempts

Season	7	at Wyoming (Dec. 8)
Big 12	12	at Texas Tech (Feb. 5, 2005)
Career	12	at Texas Tech (Feb. 5, 2005)

Free Throws Made

Season	9	twice
Big 12	10	Texas Tech (Feb. 11, 2006)
Career	10	Texas Tech (Feb. 11, 2006)

Free Throws Attempts

Season	12	Kansas State (Jan. 23)
Big 12	12	Kansas State (Jan. 23)
Career	14	vs. Northern Colorado (Dec. 2)

Rebounds

Season	14	twice
Big 12	15	Texas Tech (Feb. 11, 2005)
Career	15	Texas Tech (Feb. 11, 2005)

Offensive Rebounds

Season	8	at Colorado State (Dec. 22)
Big 12	4	twice
Career	8	at Colorado State (Dec. 22)

Defensive Rebounds

Season	13	Missouri (Jan. 26)
Big 12	13	Missouri (Jan. 26)
Career	13	Missouri (Jan. 26)

Assists

Season	4	four times
Big 12	5	four times
Career	5	six times

Steals

Season	3	four times
Big 12	6	at Oklahoma St. (Jan. 21, 2006)
Career	6	at Oklahoma St. (Jan. 21, 2006)

Blocks

Season	3	Nebraska (Jan. 15)
Big 12	4	Iowa State (Mar. 4, 2006)
Career	4	Iowa State (Mar. 4, 2006)

Minutes

Season	39	twice
Big 12	39	twice
Career	39	twice

2007-08 Notes (senior): Will become only the third player in school history to lead team in scoring all four years and first player since Donnie Boyce (1991-95) to accomplish that feat (the other: Emmett Lewis, 1975-79).

Please turn to page 4 to see where Roby ranks all-time in numerous categories

- third all-time on CU's all-time scoring list (1939), one point from tying second place
- Team leader in points, rebounds, FG made, 3-pt.%, FT%
- Second all-time in points scored among guards
- scored double-figures 102 times in 116 career games
- Six career 30+ point games
- Nine 20+ point efforts this season
- Has a trio of 27-point games with two double-doubles
- Leads the team in scoring 15 times (one shared)
- has nine career double-doubles, four this season (CU is 7-2)
- grabbed 14 rebounds, twice this season (Mizzou, New Orleans)
- career-high 39 minutes against at Oklahoma State and at home vs. Mizzou

2006-07 GAME-BY-GAME (JUNIOR YEAR)

Game	GS	Min	FG	3FG	FT	O-D-R	Pf	A	To	BL	ST	Pts
DENVER	*	32	8-21	2-9	2-5	4-1 5	1	5	4	0	4	20
at New Mexico	*	32	4-16	1-9	3-5	2-3 5	2	1	5	0	3	12
AIR FORCE	*	28	3-14	0-4	0-0	2-1 3	2	3	3	2	2	6
at Utah	*	35	8-22	3-8	3-3	1-6 7	3	0	3	0	0	22
WYOMING	*	28	5-16	1-6	5-7	4-4 8	2	1	3	1	2	16
at UNC Wilmington	*	21	5-16	2-6	4-5	2-1 3	2	1	0	0	1	16
NORTHERN COLO	*	33	6-19	0-4	9-14	4-6 10	3	2	4	1	1	21
PEPPERDINE	*	38	10-24	3-9	9-10	5-3 8	3	3	5	0	2	32
COLORADO STATE	*	30	5-15	3-7	7-7	0-4 4	4	4	3	3	1	20
CENTRAL FLORIDA	*	25	5-11	0-2	4-7	0-1 1	5	1	0	0	2	14
TEXAS	*	34	10-19	5-9	5-5	1-2 3	1	4	3	2	2	30
at Oklahoma	*	34	8-15	1-6	3-4	0-1 1	2	2	7	0	0	20
TEXAS A&M	*	31	4-15	0-1	3-3	1-3 4	1	4	2	1	0	11
IOWA STATE	*	37	6-18	1-6	2-3	1-5 6	1	3	3	1	1	15
at Nebraska	*	32	0-5	0-3	1-2	3-2 5	2	1	7	0	1	1
MISSOURI	*	29	4-12	0-4	3-5	1-1 2	4	1	4	1	0	11
at Kansas	*	35	10-15	3-5	7-10	3-4 7	0	1	8	0	0	30
at Baylor	*	34	5-14	2-5	6-6	2-3 5	2	1	2	0	0	18
OKLAHOMA STATE	*	37	5-10	1-3	9-11	2-7 9	3	2	5	0	0	20
at Kansas State	*	28	1-9	0-2	3-4	0-6 6	2	1	5	0	4	5
KANSAS	-	23	3-9	0-1	1-3	1-5 6	1	2	1	0	1	7
at Texas Tech	-	29	7-12	2-5	1-4	1-4 5	1	2	2	0	0	17
at Iowa State	*	37	10-21	2-5	1-1	3-4 7	0	1	2	0	0	23
KANSAS STATE	*	36	8-17	2-5	8-11	3-3 6	1	2	4	0	2	26
at Missouri	*	35	5-16	0-5	3-6	1-4 5	2	4	1	0	0	13
NEBRASKA	*	38	7-14	2-5	7-9	1-3 4	0	5	1	0	1	23
vs. Texas Tech	*	36	6-17	1-4	4-4	1-2 3	5	2	4	0	3	17

SENIOR

Led CU in scoring: 15 times (1 shared)
 Led CU in rebounding: 14 times (1 shared)
 Led in assists: four times (three shared)
 Led in steals: nine (four shared)
 Led in blocks: 10 times (twice shared)
 scored 30+ points: -
 scored 20-29 pts.: 9
 scored 10-19 pts.: 17
 scored 10+ pts.: 26
 double-doubles: 4

JUNIOR

Led CU in scoring: 13 (1 shared)
 Led CU in rebounding: 2
 Led in assists: 4 (3 shared)
 Led in steals: 7 (1 shared)
 Led in blocks: 3
 scored 30+ points: 3
 scored 20-29 pts.: 9
 scored 10-19 pts.: 11
 scored 10+ pts.: 23
 double-doubles: 1

SOPHOMORE

Led CU in scoring: 17 times (4 shared)
 Led CU in rebounding: 8 (4 shared)
 Led in assists: 8 (three shared)
 Led in steals: 16 (10 shared)
 Led in blocks: 10 (6 shared)
 scored 30+ points: 2
 scored 20-29 pts.: 8 times
 scored 10-19 pts.: 16 times
 scored 10+ pts.: 26
 double-doubles: 2

FRESHMAN

Led CU in scoring: 16 times
 Led CU in rebounding: 8 (1 shared)
 Led in assists: 2 (twice shared)
 Led in steals: 16 (7 shared)
 Led in blocks: 7 times (4 shared)
 scored 30+ points: 1
 scored 20-29 pts.: 7 times
 scored 10-19 pts.: 19 times
 scored 10+ pts.: 27
 double-doubles: 2

FOUR-YEAR TOTALS

Led CU in scoring: 61 times (6 shared)
 Led in rebounding: 32 times (6 shared)
 Led in assists: 18 times (10 shared)
 Led in steals: 48 times (22 shared)
 Led in blocks: 30 times (12 shared)
 scored 30+ points: 6 times
 scored 20-29 pts.: 33 times
 scored 10-19 pts.: 63 times
 scored 10+ pts.: 102 times
 double-doubles: 9 times

2005-06 GAME-BY-GAME (SOPHOMORE YEAR)

Game	GS	Min	FGs	3FGs	FTs	O-D-R	Pf	A	To	BL	ST	Pts
UNC WILMINGTON	*	29	5-12	2-3	2-2	2-5-7	3	4	4	0	3	14
at Colorado State	*	22	3-6	1-3	3-6	1-2-3	1	3	1	0	1	10
vs. Saint Mary's	*	33	10-20	4-7	5-5	1-6-7	2	1	2	1	3	29
at Penn	*	33	5-10	4-4	8-8	0-4-4	4	5	2	1	1	22
CAL POLY	*	26	7-13	2-4	1-2	1-6-7	1	4	0	0	2	17
UTAH	*	36	7-17	4-11	1-2	3-7-10	0	3	1	0	2	19
UC IRVINE	*	30	6-10	3-6	5-6	0-4-4	2	3	1	2	3	20
at TCU	*	28	6-13	1-4	4-6	0-3-3	2	1	5	0	1	17
MERCER	*	11	3-4	2-2	0-0	2-1-3	0	2	1	1	1	8
DARTMOUTH	*	28	6-12	1-5	0-1	0-5-5	2	4	3	0	4	13
SAVANNAH STATE	*	15	3-8	0-3	0-0	2-3-5	1	2	1	1	4	6
at Texas	*	28	3-13	3-8	5-8	1-3-4	0	2	4	0	2	14
KANSAS	*	31	6-18	1-6	2-4	2-3-5	2	1	3	1	1	15
at Missouri	*	34	11-24	6-11	5-6	0-3-3	1	2	1	1	1	33
BAYLOR	*	29	8-17	2-5	3-4	3-4-7	1	3	2	2	1	21
at Oklahoma State	*	36	12-21	3-7	0-2	3-4-7	2	1	4	1	6	27
NEBRASKA	*	36	11-16	6-9	2-4	4-3-7	0	2	2	1	3	30
KANSAS STATE	*	31	7-12	1-4	3-4	0-3-3	3	3	0	0	1	18
at Iowa State	*	27	4-12	1-4	1-1	1-2-3	5	4	3	0	1	10
at Texas A&M	*	34	7-16	4-5	4-8	1-6-7	3	1	4	1	2	22
TEXAS TECH	*	37	3-11	1-6	10-11	4-11-15	1	3	6	3	2	17
OKLAHOMA	*	36	9-19	3-9	7-7	2-7-9	3	5	1	1	3	28
at Kansas State	*	36	5-14	2-9	2-2	0-2-2	4	0	3	0	3	14
at Nebraska	*	29	2-11	0-6	3-4	2-2-4	2	2	1	1	2	7
MISSOURI	*	36	5-13	1-6	4-4	2-3-5	1	2	4	0	5	15
at Kansas	*	30	3-13	2-9	2-4	2-3-5	2	4	2	2	1	10
IOWA STATE	-	37	7-18	1-6	9-9	3-4-7	2	5	1	4	1	24
vs. Baylor	*	31	3-7	1-2	5-7	1-5-6	0	1	0	3	0	12
vs. Texas A&M	*	29	3-18	1-7	5-7	2-4-6	2	0	0	0	1	12
OLD DOMINION	*	27	2-10	0-6	2-6	1-0-1	0	1	2	0	1	6

2004-05 GAME-BY-GAME (FRESHMAN YEAR)

Game	GS	Min	FGs	3FGs	FTs	O-D-R	Pf	A	To	BL	ST	Pts
CHARLESTON	*	32	7-11	2-4	3-5	1-7-8	3	2	3	2	2	19
at Michigan	*	35	6-12	2-4	4-4	0-5-5	1	1	2	1	4	18
NORTHWESTERN	*	38	8-17	0-2	0-0	3-10-13	0	0	5	2	3	16
at Oregon State	*	27	4-7	1-1	1-2	2-2-4	5	3	5	1	1	10
at California	*	28	4-11	0-3	3-4	1-2-3	2	3	5	0	2	11
COLORADO STATE	*	29	5-13	1-6	6-11	1-2-3	1	3	1	0	1	17
UMKC	*	30	8-15	5-9	2-3	3-3-6	1	3	4	2	2	23
RADFORD	*	32	8-14	1-5	1-3	2-4-6	2	3	3	0	2	18
GARDNER-WEBB	*	27	3-10	0-1	4-4	2-2-4	1	3	1	0	1	10
at Utah	*	23	1-11	0-6	0-0	1-1-2	4	3	1	0	1	2
at Richmond	*	31	6-11	1-2	5-6	2-7-9	2	1	2	1	1	18
at Oklahoma	*	28	5-11	2-4	0-1	2-1-3	0	1	2	0	1	12
NEBRASKA	*	29	6-14	3-8	5-7	0-1-1	3	1	2	0	4	20
KANSAS	*	29	6-16	1-7	1-1	3-1-4	1	1	3	1	0	14
at Baylor	*	32	6-15	1-10	2-2	0-3-3	1	3	4	0	3	15
at Iowa State	*	28	3-8	3-7	0-0	1-3-4	5	0	3	0	1	9
MISSOURI	*	33	4-9	3-6	4-6	0-3-3	2	2	2	0	1	15
OKLAHOMA STATE	*	29	5-11	4-6	0-0	0-2-2	3	3	3	1	0	14
at Texas Tech	*	38	11-20	7-12	0-1	2-3-5	4	1	1	0	3	29
at Kansas State	*	23	7-11	4-7	4-5	0-1-1	4	0	1	0	2	22
TEXAS	*	33	7-19	2-9	6-6	0-9-9	1	2	3	3	0	22
at Kansas	*	30	4-10	2-6	4-4	1-0-1	1	0	4	0	0	14
S. DAKOTA STATE	*	24	5-7	2-4	2-2	1-6-7	0	3	1	1	2	14
TEXAS A&M	*	34	6-13	2-6	7-7	1-0-1	2	0	3	1	3	21
at Missouri	*	26	3-12	1-4	2-2	1-4-5	5	1	1	1	1	9
KANSAS STATE	*	32	10-19	7-11	3-4	1-3-4	4	2	1	1	2	30
at Nebraska	*	36	4-13	1-6	1-6	1-7-8	2	2	2	1	0	10
IOWA STATE	*	34	3-11	2-6	2-3	1-5-6	1	5	4	2	1	10
vs. Texas	*	36	7-15	3-8	0-0	3-7-10	4	4	6	2	3	17
vs. Oklahoma State	*	37	7-14	4-9	3-4	0-3-3	5	2	2	0	1	21

Junior Year Notes (2006-07)

- An honorable mention All-Big 12 selection
- Led team in scoring for the third straight season (17.3 ppg.)
- scored over 30 points three times
- netted 20-29 points, eight times
- became the 24th player in school history to score over 1,000 points in a career
- one of 50 preseason candidates named to the John R. Wooden Award All-American Team
- 2006-07 one of 50 candidates for the Naismith Trophy
- sixth career 30+ games
- five career double-doubles
- sixth on school's career steal list (143)
- Has led the team in scoring 13 of 27 games; leads the team with 17.3 ppg.
- Scored in double figures in 23 of 27 games

Sophomore Year Notes (2005-06)

- All-Big 12 Conference First Team (March 6)
- 2005-06 National Association of Basketball Coaches (NABC)
- District 12 First Team (Feb. 18)
- SI.com All-Big 12 Conference First Team (March 7)
- Collegeinsider.com Big 12 Conference Most Valuable Player
- The *Sporting News* National Player of the Week (Jan. 16-22)
- Phillips 66 Big 12 Conference Player of the Week (Jan. 16)
- Phillips 66 Co-Big 12 Conference Player of the Week (Jan. 23)
- CU Athlete of the Week (Nov. 29; Dec. 6, 13; Jan. 19, 31)
- first CU player ever to win back-to-back Big 12 weekly awards
- two double-doubles: 17 points, 15 rebounds vs. Texas Tech (Feb. 11); 19 pts., 10 rebs. against Utah (Dec. 7)
- Led CU in scoring (17.0), rebounds (5.5), steals (2.1), field goals made (172), minutes played (30.2) ... Also led 3-pointers made (63) in defensive rebounding (118), second in assists (74), second in blocks (27)

- Career-high with 33 points at Missouri (Jan. 14, 2006)
- Career-high 15 rebounds, 10-of-11 from the free throw line vs. Texas Tech (Feb. 11, 2006)
- Third career 30-point game vs. Nebraska (Jan. 25, 2006)

Freshman Notes (2004-05)

- CU Co-Freshman of the Year Award (April 21)
- Big 12 All-Freshman team
- Phillips 66 All-Big 12 Honorable Mention (March 7)
- Phillips 66 Co-Big 12 Rookie of the Week (Dec. 27)
- Phillips 66/Big 12 Rookie of the Week (Feb. 7)
- CU Athlete of the Week (Nov. 22)
- scored the most points by a CU freshman (480)
- first CU freshman to lead team in scoring (16.0 ppg); also led in steals (48); second in rebounding (4.8), assists (58)
- second player in school history to be named Phillips 66/Big 12 Conference Rookie of the Week twice
- one of four CU players to make seven treys in a game, twice
- second best scoring average of all CU freshman (16.0 ppg.)
- two double-doubles: 17 points, 10 rebounds in Big 12 Tournament upset win over Texas (Mar. 10); 16 points, 13 rebounds vs. Northwestern (Nov. 28)
- season-best 30 points vs. K-State (Feb. 26, 2005)


LAWRENCE ACADEMY: Four-year lettermen that achieved an 89-15 over his prep career • Averaged 23 points, six rebounds and four assists per game as a senior leading his school to the ISL championship • Also averaged 23 points during his junior year • During his sophomore season, member of 26-1 team that was ISL champions and the New England Class C Champions • Scored most points in a game (41) during junior year with a personal-best seven 3-pointers in a game • As a senior was the Gatorade (Mass.) Player of the Year, ISL MVP, All-League and All-New England •

Played at the ABCD All-American Camp • Two-time all-league first team.

ACADEMICS: College major is sociology.

PERSONAL: Born Richard Dominique Roby on Sept. 28, 1985 in San Bernardino, Calif. • Son of Paul Roby and Michelle Thomas-Roby • Half brother, Kenyon Martin plays for the Denver Nuggets • Goals after college include a business career • Lists winning the New England championship as his biggest high school career moment.

FAVORITES: Road Trip: Texas; **Opponent to play against:** Kansas and Texas A&M; **Opponent Arena:** Gallagher-Iba (Oklahoma State); **Movie:** Friday (All of them); **T.V. Show:** Man vs. Wild; **Singer/Group:** Nas; **Food:** Filet Mignon; **Restaurant:** Outback; **Web site:** YouTube.com; **Book:** *The Coldest Winter Ever*; **College Class:** American Indians in Film; **NBA Team:** Denver Nuggets; **NBA Player:** Kenyon Martin; **Pro team other than basketball:** Boston Red Sox; **Vacation Spot:** Hawai'i; **Hobby:** Working on my game; **Thing about CU or living in Boulder:** Great People; **What impresses you about Coach Bzdelik:** His straight forward attitude.

**#24 LEVI KNUTSON**

GUARD, 6-4, 190
FRESHMAN
LITTLETON, COLO.
ARAPAHOE HS

**PERSONAL BESTS****Points**

Season 12 Savannah State (Nov. 16)
 Big 12 11 Baylor (Feb. 27)

Field Goals

Season 4 four times
 Big 12 4 Baylor (Feb. 27)

Field Goals Attempts

Season 10 at Wyoming (Dec. 8)
 Big 12 7 Baylor (Feb. 27)

3-Pointers Made

Season 3 three times
 Big 12 2 five times

3-Point Attempts

Season 8 at Wyoming (Dec. 8)
 Big 12 5 three times

Free Throws

Season 4 Tulsa (Jan. 7)
 Big 12 2 twice

Free Throw Attempts

Season 4 three times
 Big 12 2 twice

Rebounds

Season 4 SMU (Jan. 4)
 Big 12 2 three times

Offensive Rebounds

Season 1 three times
 Big 12 1 twice

Defensive Rebounds

Season 4 SMU (Jan. 4)
 Big 12 3 Iowa State (Mar. 1)

Assists

Season 4 Colorado Christian (Nov. 20)
 Big 12 3 at Missouri (Feb. 23)

Steals

Season 1 four times
 Big 12 1 Baylor (Feb. 27)

Blocks

Season 1 Savannah State (Nov. 16)
 Big 12 -

Minutes

Season 36 Baylor (Feb. 27)
 Big 12 36 Baylor (Feb. 27)

2007-08 GAME-BY-GAME (FRESHMAN YEAR)

Game	GS	Min	FGs	3FGs	FTs	O-D-Reb	Pf	A	To	BL	ST	Pts
NEW MEXICO	-	19	3-5	1-3	2-4	0-0	0	0	0	0	0	9
vs. Florida A&M	-	21	3-5	1-2	3-4	0-3	3	1	2	0	0	10
vs. Savannah State	-	26	3-5	3-4	3-3	0-2	2	1	1	1	0	12
at Wisconsin	-	20	1-3	0-1	0-0	0-1	1	2	1	0	0	2
COLO. CHRISTIAN *	33	4-7	1-4	0-0	0-3	3	0	4	2	0	0	9
at Denver	-	16	1-4	0-2	0-0	0-1	1	0	0	1	0	2
at Air Force	-	20	2-2	2-2	0-0	0-0	0	3	0	1	0	6
STANFORD	-	22	1-2	1-2	0-1	0-2	2	3	0	0	0	3
at Wyoming	-	29	4-10	3-8	0-0	1-2	3	1	3	1	0	11
NEW ORLEANS	-	7	0-0	0-0	0-0	0-1	1	0	1	2	0	0
at Colorado State	-	5	0-0	0-0	0-0	0-0	0	0	0	2	0	0
GRAMBLING STATE	-	14	2-3	0-1	0-0	0-1	1	1	1	2	0	4
SMU	-	23	4-6	2-4	0-0	0-4	4	0	2	1	0	10
TULSA	-	23	2-5	2-4	4-4	0-1	1	2	2	1	0	10
at Texas A&M	-	12	0-1	0-0	0-0	0-0	0	1	0	0	0	0
NEBRASKA	-	15	2-5	2-5	2-2	0-2	2	0	2	1	0	8
at Texas	-	14	1-3	0-1	2-2	1-0	1	0	1	0	0	4
KANSAS STATE	-	21	0-4	0-3	0-0	0-2	2	2	2	0	0	0
MISSOURI	-	3	0-1	0-1	0-0	0-0	0	0	2	0	0	0
at Iowa State	-	18	0-5	0-3	0-0	0-2	2	0	1	0	0	0
KANSAS	-	14	0-6	0-5	0-0	0-0	0	0	1	0	0	0
at Oklahoma State	-	2	0-0	0-0	0-0	0-0	0	0	0	0	0	0
OKLAHOMA	-	12	3-4	2-3	0-0	0-0	0	0	1	0	0	8
at Kansas	-	17	3-4	2-2	0-0	0-1	1	0	1	0	0	8
TEXAS TECH	-	16	1-3	0-2	0-0	0-0	0	0	1	0	0	2
at Missouri	-	16	3-5	2-3	0-0	1-2	3	2	3	1	0	8
BAYLOR	-	36	4-7	1-4	2-2	0-2	2	3	1	1	0	11
IOWA STATE	-	26	0-1	0-1	1-2	0-3	3	1	1	1	0	1
at Kansas State	-	27	2-5	2-5	1-2	0-2	2	2	1	0	0	7

2007-08: Averaging 5.0 ppg., 1.4 rpg., 18.2 minutes a game

- third on team in 3-pointers made (27)
- Played all 29 games with one start (Colorado Christian) scoring nine points with four assists, three rebounds in 33 minutes
- Has netted six double-digit games
- season-best 36 minutes with Big 12 high 11 points against Baylor
- Converted 3-of-4 FGs and a pair of 3-pointers (8 pts.) in home win against OU
- Netted a season-high 12 points against Savannah State
- Made a pair of key 3-pointers in CU's 10-point win at Air Force
- Collegiate debut scored nine points in 19 minutes against New Mexico


HIGH SCHOOL (Arapahoe High School): 19-5 record as a senior averaging 28.6 ppg.

- Named 2007 Mr. Basketball and Player of the Year
- 2007 Gatorade Player of the Year
- First-team all-state as a senior; second-team all-state as a junior
- Two-time All-Continental League selection (senior/junior years); second-team all-league as a sophomore
- Holds five Arapahoe High School single-season records (total field goals, two-point field goals, free throws made, total points scored, scoring average), as well as seven career records (games played, total field goals, two-point field goals, three-point field goals, total points scored (1,526), free throws made, free throw percentage) • Four-time academic all-state selection

ACADEMICS: Intended college major is business.

PERSONAL: Born Levi Kevin Knutson on November 15, 1988 in Fargo, North Dakota • Son of James and Jil Knutson • Is the youngest of four children, has two older brothers, Dustin and Jacob; sister, Candace • Father played basketball for Concordia (Minn.) • Enjoys golf, swimming and vacations to Minnesota • Lists moment he realized earning a scholarship to play college basketball his biggest moment of high school.

FAVORITES: **Movie:** Coach Carter; **T.V. Show:** SportsCenter; **Singer/Group:** Kenny Chesney; **Food:** Spaghetti with Marinara; **Restaurant:** Olive Garden; **Web site:** ESPN.com; **Book:** *The Bible*; **Sport to play other than basketball:** golf; **NBA Team:** Denver Nuggets; **NBA Player (current or all-time):** Michael Jordan; **Pro team other than basketball:** Denver Broncos; **Vacation Spot:** Minnesota; **Hobby or hobbies:** golfing and swimming; **Thing about CU or living in Boulder:** Being able to work out and play with teammates; **What impresses you about Coach Bzdelik:** his passion for the game.



#31

**JERMYL
JACKSON-WILSON**

FORWARD, 6-6, 220

JUNIOR, 1L

MILWAUKEE, WIS.

ORK UNION MILITARY ACAD. [VA.]

RUFUS KING HS/OHIO STATE


PERSONAL BESTS
Points

Season	11	vs. Florida A&M (Nov. 15, 2007)
Big 12	15	at Texas Tech (Feb. 17, 2007)
Career	16	Wyoming (Nov. 26, 2006)

Field Goals

Season	5	twice
Big 12	6	twice
Career	7	Wyoming (Nov. 26, 2006)

Field Goal Attempts

Season	8	twice
Big 12	9	twice
Career	11	Wyoming (Nov. 26, 2006)

Free Throws

Season	3	three times
Big 12	7	Texas A&M (Jan. 13, 2007)
Career	7	twice

Free Throw Attempts

Season	6	Kansas State (Jan. 23)
Big 12	8	Texas A&M (Jan. 13)
Career	9	Central Florida (Jan. 3)

Rebounds

Season	13	Savannah State (Nov. 16)
Big 12	11	at Iowa State (Feb. 21, 2007)
Career	17	Denver (Nov. 10, 2006)

Offensive Rebounds

Season	4	Savannah State (Nov. 16)
Big 12	5	Missouri (Jan. 24, 2007)
Career	11	Denver (Nov. 10, 2006)

Defensive Rebounds

Season	9	Savannah State (Nov. 16)
Big 12	10	at Iowa State (Feb. 21, 2007)
Career	10	at Iowa State (Feb. 21, 2007)

Assists

Season	5	Savannah State (Nov. 16)
Big 12	5	Oklahoma State (Feb. 3, 2007)
Career	5	twice

Steals

Season	4	at Kansas State (Mar. 4)
Big 12	4	at Kansas State (Mar. 4)
Career	4	at Kansas State (Mar. 4)

Blocks

Season	3	at Air Force (Nov. 29)
Big 12	2	three times
Career	6	Northern Colorado (Dec. 2, 2006)

Minutes

Season	30	twice
Big 12	35	at Iowa State (Feb. 21, 2007)
Career	35	at Iowa State (Feb. 21, 2007)

2007-08 GAME-BY-GAME (JUNIOR YEAR)

Game	GS	Min	FG	3FG	FT	O-D-R	Pf	A	To	BL	ST	Pts
NEW MEXICO	*	20	0-0	0-0	3-4	0-4 4	1	1	2	1	1	3
vs. Florida A&M	*	18	5-7	0-0	1-2	1-3 4	4	2	2	1	1	11
vs. Savannah State	*	29	3-6	0-1	0-2	4-9 13	3	5	3	0	2	6
at Wisconsin	*	26	2-3	0-0	0-0	2-1 3	2	0	4	2	1	4
COLO. CHRISTIAN	-	16	2-5	0-0	0-0	3-2 5	0	1	0	1	1	4
at Denver	*	30	2-4	0-0	0-0	1-7 8	1	0	2	1	0	4
at Air Force	*	30	1-4	0-0	0-0	1-6 7	2	0	1	3	0	2
STANFORD	*	23	2-6	0-1	0-2	2-2 4	4	1	1	1	0	4
at Wyoming	*	11	1-3	0-0	0-0	1-0 1	3	0	1	1	0	2
NEW ORLEANS	*	15	1-4	0-0	0-0	1-1 2	2	0	2	1	0	2
at Colorado State	*	23	3-7	0-0	1-2	1-1 2	4	3	0	2	0	7
GRAMBLING STATE	*	13	4-5	0-0	0-1	2-4 6	4	0	0	2	0	8
SMU	*	19	0-3	0-0	1-2	3-3 6	3	2	1	1	3	1
TULSA	*	15	2-6	0-0	0-0	3-1 4	4	0	0	0	1	4
at Texas A&M	-	8	3-3	0-0	2-2	1-0 1	1	1	1	0	0	8
NEBRASKA	-	14	1-2	0-0	0-2	2-3 5	4	0	2	0	0	2
at Texas	-	15	1-3	0-0	0-0	1-0 1	1	1	2	0	0	2
KANSAS STATE	-	16	1-3	0-0	3-6	3-1 4	3	1	2	2	0	5
MISSOURI	-	15	1-2	0-0	0-0	1-0 1	3	0	1	0	0	2
at Iowa State	-	23	4-8	0-0	1-2	2-3 5	3	0	0	1	1	9
KANSAS	-	10	2-2	0-0	0-0	1-0 1	4	0	2	0	0	4
at Oklahoma State	-	15	2-5	0-0	1-1	0-6 6	4	1	0	0	1	5
OKLAHOMA	-	23	1-2	0-0	2-2	1-3 4	3	3	3	2	0	4
at Kansas	-	8	1-3	0-0	0-0	0-1 1	2	0	2	1	0	2
TEXAS TECH	*	18	2-4	0-0	2-2	3-5 8	3	2	2	0	2	6
at Missouri	*	24	3-5	0-0	0-0	3-4 7	2	0	1	0	0	6
BAYLOR	*	13	1-2	0-0	1-2	0-1 1	4	0	1	0	0	3
IOWA STATE	*	21	3-4	0-0	3-5	0-4 4	3	1	1	1	1	9
at Kansas State	*	27	5-8	0-0	0-1	2-5 7	5	2	0	1	4	10

2006-07 GAME-BY-GAME (SOPHOMORE YEAR)

Game	GS	Min	FG	3FG	FT	O-D-R	Pf	A	To	BL	ST	Pts
DENVER	*	28	5-8	0-0	4-6	11-6 17	2	1	2	2	2	14
at New Mexico	*	28	2-6	0-0	4-5	2-6 8	1	0	0	3	1	8
AIR FORCE	*	24	4-6	0-0	1-2	3-4 7	4	1	2	0	0	9
at Utah	-	26	4-7	0-0	2-4	0-2 2	0	3	0	0	1	10
WYOMING	*	32	7-11	0-0	2-2	6-8 14	4	3	3	1	1	16
at UNC Wilmington	-	30	3-5	0-0	0-3	2-1 3	4	0	2	1	0	6
NORTHERN COLO	*	27	1-2	0-0	1-2	5-2 7	4	4	2	6	3	3
PEPPERDINE	*	24	1-1	0-0	0-0	1-6 7	4	2	2	4	3	2
COLORADO STATE	*	22	4-7	0-0	2-2	6-0 6	4	1	3	1	0	10
CENTRAL FLORIDA	*	29	3-5	0-0	7-9	1-5 6	3	1	5	0	1	13
TEXAS	*	19	3-4	0-0	0-1	1-1 2	3	2	2	1	1	6
at Oklahoma	*	13	1-2	0-0	1-2	1-1 2	4	0	1	0	0	3
TEXAS A&M	-	22	3-8	0-0	7-8	1-1 2	3	0	4	0	1	13
IOWA STATE	-	26	3-6	0-0	2-4	3-3 6	2	3	2	1	1	8
at Nebraska	-	17	1-2	0-0	3-4	2-2 4	4	0	2	1	0	5
MISSOURI	-	19	2-9	0-0	0-0	5-3 8	3	1	1	0	2	4
at Kansas	-	19	2-7	0-0	4-4	4-1 5	4	1	5	0	1	8
at Baylor	-	9	0-1	0-0	1-3	1-1 2	2	1	0	1	1	1
OKLAHOMA STATE	-	28	3-4	0-0	2-4	1-5 6	3	5	3	0	1	8
at Kansas State	-	22	4-6	0-0	3-5	1-1 2	4	0	2	1	0	11
KANSAS	*	23	3-8	0-0	0-1	3-4 7	3	2	3	1	1	6
at Texas Tech	-	21	6-6	0-0	3-4	1-6 7	2	0	1	0	1	15

2006-07 (sophomore): Named to *Kansas City Star* All-Newcomer team; Played in all 27 games with 16 starts • Fourth in scoring with 216 points (8.0 ppg.) • Averaged 8.0 points, 6.2 rebounds, 1.4 assists and 1.0 blocked shots per game • One of two players that shot over 50 percent from the field (81-for-152, .533); also went .628 from the free throw line (54-for-86) • Team leader on the offensive glass (71); second defensively (96) and second in total rebounds (167); Also contributed 39 assists, 27 blocked shots and 24 steals • Grabbed 17 rebounds against the Pioneers were the most rebounds from any CU player in a college debut passing the previous mark of 10 by Shaun Vandiver (UC Santa Barbara, Nov. 25, 1988) • In 16 starts, averaged 7.9 points, 7.5 rebounds and shot 50-for-91 (.549) from the field; also had 25 assists, a team-best 22 blocked shots and 12 steals.



#32
MARCUS
KING-STOCKTON

FORWARD, 6-9, 245
SENIOR, 3L
DENVER, COLO.
COLORADO ACADEMY



PERSONAL BESTS

Points

Season 8 twice
Big 12 9 Iowa State (Mar. 5, 2005)
Career 18 Central Florida (Jan. 3, 2007)

Field Goals

Season 4 Baylor (Feb. 27)
Big 12 4 Baylor (Feb. 27)
Career 7 Central Florida (Jan. 3, 2007)

Field Goals Attempts

Season 6 twice
Big 12 7 at Iowa State (Feb. 21, 2007)
Career 9 Central Florida (Jan. 3, 2007)

Free Throws

Season 3 twice
Big 12 3 six times
Career 4 Central Florida (Jan. 3, 2007)

Free Throw Attempts

Season 5 twice
Big 12 6 at Iowa State (Feb. 21, 2007)
Career 7 Central Florida (Jan. 3, 2007)

Rebounds

Season 7 three times
Big 12 11 Baylor (Jan. 18, 2006)
Career 11 Baylor (Jan. 18, 2006)

Offensive Rebounds

Season 4 twice
Big 12 7 twice
Career 7 twice

Defensive Rebounds

Season 6 Grambling State (Dec. 29)
Big 12 7 Missouri (Feb. 25, 2006)
Career 7 Missouri (Feb. 25, 2006)

Assists

Season 2 five times
Big 12 2 five times
Career 3 twice

Steals

Season 3 Nebraska (Jan. 15)
Big 12 3 Nebraska (Jan. 15)
Career 3 Nebraska (Jan. 15)

Blocks

Season 4 twice
Big 12 4 three times
Career 4 three times

Minutes

Season 31 Baylor (Feb. 27)
Big 12 33 at Iowa State (Feb. 21, 2007)
Career 33 at Iowa State (Feb. 21, 2007)

2007-08 GAME-BY-GAME (SENIOR YEAR)

Game	GS	Min	FG	3FG	FT	O-D-R	Pf	A	To	BL	ST	Pts
NEW MEXICO	-	18	1-3	0-0	0-0	1-2 3	1	2	0	2	0	2
vs. Florida A&M	-	12	0-1	0-0	0-0	0-3 3	3	1	0	1	0	0
vs. Savannah State	-	11	0-0	0-0	0-0	1-1 2	0	0	1	3	0	0
at Wisconsin	-	5	0-1	0-1	0-0	0-0 0	1	0	1	0	0	0
COLO. CHRISTIAN	-	3	0-0	0-0	0-0	0-0 0	1	1	2	0	0	0
at Denver	-	3	0-0	0-0	0-0	0-0 0	0	0	1	0	0	0
at Air Force												
STANFORD	-	0+	0-0	0-0	0-0	0-0 0	0	0	0	0	0	0
at Wyoming	-	8	1-2	0-0	0-0	2-1 3	3	0	1	0	0	2
NEW ORLEANS	-	18	2-4	0-1	2-4	2-4 6	4	2	2	3	0	6
at Colorado State	-	17	2-3	0-0	1-2	4-3 7	1	0	0	2	1	5
GRAMBLING STATE	-	18	0-1	0-0	1-2	1-6 7	4	2	0	1	2	1
SMU	-	21	1-1	0-0	0-2	2-2 4	1	0	0	0	0	2
TULSA	-	19	3-6	0-0	2-3	2-2 4	4	0	1	1	0	8
at Texas A&M	*	29	3-3	0-0	0-0	0-2 2	4	0	1	3	1	6
NEBRASKA	*	21	0-0	0-0	3-5	1-2 3	3	0	1	2	3	3
at Texas	*	20	1-3	0-0	0-2	2-2 4	3	2	1	1	0	2
KANSAS STATE	*	18	0-0	0-0	1-4	2-2 4	5	1	1	1	0	1
MISSOURI	*	21	2-3	0-0	1-2	4-1 5	4	0	2	2	0	5
at Iowa State	*	13	1-2	0-0	1-2	1-1 2	5	0	3	3	0	3
KANSAS	*	27	0-0	0-0	3-5	1-2 3	4	2	0	2	0	3
at Oklahoma State	*	20	1-4	0-0	0-4	1-2 3	3	0	0	1	0	2
OKLAHOMA	*	10	0-0	0-0	0-0	0-2 2	4	0	0	0	0	0
at Kansas	*	23	1-2	0-0	0-0	0-3 3	2	1	0	0	1	2
TEXAS TECH	-	4	0-0	0-0	0-0	0-0 0	1	0	0	1	0	0
at Missouri	*	27	1-2	0-0	0-0	0-5 5	2	1	1	4	1	2
BAYLOR	*	31	4-4	0-0	0-0	2-5 7	3	0	1	2	1	8
IOWA STATE	*	29	2-6	0-0	0-0	2-3 5	3	1	2	4	0	4
at Kansas State	*	18	1-2	0-0	0-0	0-1 1	4	0	1	0	1	2

2007-08 Notes (senior)

- played in 29 games with 14 starts, averaging 2.6 ppg., 3.3 rpg., 1.4 bpg.
- leads team with 39 blocked shots; also a career-best for a season
- season-best 31 minutes vs. the Bears
- Big 12 best eight points in home loss against Baylor (4-of-4 from the field)
- tied personal-best four blocks at Missouri (Feb. 22)
- starter 14 of 15 conference games: 2.9 ppg., 3.3 rpg., 1.7 bpg.
- sixth all-time in school history with 101 blocked shots

2006-07 (junior):

- Played in all 27 games with 24 starts
- Only player to start all 16 Big 12 games
- Averaged 3.6 points and 4.2 rebounds a game
- Team leader with 32 blocked shots (1.2) and one of five players with over 100 rebounds (113)
- Career-best 18 points on 7-for-9 shooting in home win over Central Florida (Jan. 3), also had a personal-best four blocked shots and 33 minutes at Iowa State (Feb. 21)
- Grabbed six or rebounds in a game, 10 times
- Led the team on the boards five times (two shared)
- Season-best nine rebounds, twice against Missouri (Jan. 24) and at Iowa State (Feb. 21)

2005-06 (sophomore): Played in all 30 games

- Averaged 1.8 points and 3.2 rebounds a game
- Shot 24-of-57 from the field (.421)
- Nearly recorded a double-double with eight points and 11 rebounds (seven offensive) against Baylor (Jan. 18)
- Had 10 rebounds and scored seven points in home win over Missouri (Feb. 25)

2004-05 (freshman): Averaged 2.3 points and 2.3 rebounds in 25 games with one start

- Shot 20-for-37 from the field (.541)
- Season-best game came in home finale against Iowa State (Mar. 5) with nine points, seven rebounds and season-high 24 minutes
- First collegiate start vs. Radford (Dec. 23) produced 21 minutes, five rebounds, two points

HIGH SCHOOL: Was a two-time captain junior and senior years

- Four-time most valuable player
- Three-time all-conference
- Averaged 22.6 points and 8.4 rebounds

ACADEMICS: College major is political science

- Spring 2007 Commissioners Honor Roll.

PERSONAL: Born Marcus Lamar King-Stockton on Nov. 18, 1985 in Denver, Colo. • Son of Herman and Dorothy King-Stockton • Has volunteered at various projects including Ronald McDonald House, Denver Rescue Mission, Children's Hospital and Curtis Park Community Center • Also involved in the CEROC diversity club and the Links Crew, which helps freshmen in the transition to high school.

FAVORITES: Road Trip: anywhere • **Opponent to play against:** Colorado State • **Opponent Arena:** Mizzou Arena • **Movie:** Don't be a Menace • **T.V. Show:** Martin • **Singer/Group:** DMX • **Food:** catfish • **Restaurant:** Crabshack • **Book:** Black Boy • **College Class:** Social Construction of Sexuality • **Sport to play other than basketball:** football • **NBA Team:** Denver Nuggets • **NBA Player (current or all-time):** Kevin Garnett • **Pro team other than basketball:** Broncos • **Vacation Spot:** I like cruises • **Hobby:** movies • **Thing about CU or living in Boulder:** the view • **What impresses you about Coach Bzdelik:** his intellect for the game.

2006-07 GAME-BY-GAME (JUNIOR YEAR)


Game	GS	Min	FG	3FG	FT	O-D-Reb	Pf	A	To	BL	ST	Pts	
DENVER	*	15	2-3	0-0	0-1	0-3	3	2	0	1	0	0	4
at New Mexico	*	16	2-4	0-0	0-0	0-1	1	3	0	2	1	0	4
AIR FORCE	*	12	1-2	0-0	0-0	0-2	2	3	0	0	0	0	2
at Utah	*	16	0-3	0-0	0-0	0-2	2	4	1	0	2	2	0
WYOMING	*	25	3-5	0-0	0-1	2-4	6	4	0	0	2	1	6
at UNC Wilmington	*	24	2-3	0-0	3-6	4-2	6	2	0	3	0	0	7
NORTHERN COLO	-	12	1-4	0-0	0-0	4-3	7	5	0	2	2	0	2
PEPPERDINE	-	9	0-1	0-0	0-0	0-2	2	1	0	0	1	0	0
COLORADO STATE	-	20	0-2	0-0	0-2	5-2	7	2	1	3	2	1	0
CENTRAL FLORIDA	*	30	7-9	0-0	4-7	1-3	4	4	1	1	1	0	18
TEXAS	*	13	1-3	0-0	0-0	1-2	3	3	1	0	1	0	2
at Oklahoma	*	13	0-1	0-0	0-0	0-2	2	2	0	2	0	0	0
TEXAS A&M	*	24	3-6	0-0	1-4	4-3	7	4	0	1	1	1	7
IOWA STATE	*	30	2-5	0-0	1-1	4-4	8	4	0	1	3	1	5
at Nebraska	*	15	0-2	0-0	0-0	1-0	1	5	0	1	0	0	0
MISSOURI	*	26	2-6	0-0	3-4	4-5	9	3	0	0	2	0	7
at Kansas	*	19	0-1	0-0	0-0	1-1	2	0	1	1	3	1	0
at Baylor	*	26	1-5	0-0	1-4	1-4	5	2	1	1	0	1	3
OKLAHOMA STATE	*	15	1-1	0-0	0-1	2-2	4	5	1	0	1	0	2
at Kansas State	*	24	3-5	0-0	1-3	3-4	7	5	1	1	3	0	7
KANSAS	*	16	0-5	0-0	2-4	7-1	8	4	0	1	0	0	2
at Texas Tech	*	12	0-1	0-0	0-0	0-1	1	4	0	2	1	0	0
at Iowa State	*	33	1-7	0-0	3-6	5-4	9	3	0	1	4	1	5
KANSAS STATE	*	20	1-2	0-0	3-4	2-0	2	5	1	1	2	0	5
at Missouri	*	12	0-0	0-0	2-2	0-1	1	1	0	2	0	0	2
NEBRASKA	*	14	2-5	0-0	0-0	0-2	2	5	0	1	0	0	4
vs. Texas Tech	*	14	1-1	0-0	1-5	0-2	2	3	0	1	0	0	3

2005-06 GAME-BY-GAME (SOPHOMORE YEAR)

Game	GS	Min	FGs	3FGs	FTs	O-D-Reb	Pf	A	To	BL	ST	Pts	
UNC WILMINGTON	-	7	1-1	0-0	0-0	0-1	1	0	1	0	0	2	2
at Colorado State	-	23	2-6	0-0	0-0	4-3	7	4	0	2	2	0	4
vs. Saint Mary's	-	5	2-3	0-0	0-0	0-0	0	1	0	0	0	0	4
at Penn	-	11	1-3	0-0	0-0	2-5	7	2	3	0	1	1	2
CAL POLY	-	12	2-4	0-0	1-2	2-3	5	1	1	0	0	0	5
UTAH	-	14	2-2	0-0	0-0	3-0	3	3	3	1	1	0	4
UC IRVINE	-	10	0-1	0-0	0-0	1-1	2	1	0	1	0	0	0
at TCU	-	15	0-0	0-0	0-0	0-3	3	4	2	3	2	0	0
MERCER	-	8	0-2	0-0	0-0	1-1	2	1	0	1	0	0	0
DARTMOUTH	-	6	0-2	0-0	0-2	2-1	3	1	0	0	1	0	0
SAVANNAH STATE	-	9	2-4	0-0	0-0	1-3	4	1	0	0	0	1	4
at Texas	-	3	0-0	0-0	0-0	0-1	1	2	0	1	0	0	0
KANSAS	-	11	0-2	0-0	0-0	0-1	1	0	0	1	3	1	0
at Missouri	-	10	0-2	0-0	0-0	1-1	2	3	0	0	1	0	0
BAYLOR	-	19	3-4	0-0	2-5	7-4	11	1	1	3	1	1	8
at Oklahoma State	-	20	0-2	0-0	0-0	3-1	4	4	2	0	1	0	0
NEBRASKA	-	14	0-0	0-0	0-0	1-3	4	3	0	0	0	0	4
KANSAS STATE	-	18	1-1	0-0	1-2	0-2	2	2	2	0	2	0	3
at Iowa State	-	4	0-0	0-0	0-2	0-1	1	0	0	0	0	0	0
at Texas A&M	-	17	0-1	0-0	0-0	1-2	3	2	1	0	0	1	0
TEXAS TECH	*	16	0-1	0-0	0-0	1-3	4	2	1	1	1	0	0
OKLAHOMA	*	18	3-5	0-0	0-0	3-3	6	2	0	1	0	0	6
at Kansas State	*	10	0-2	0-0	0-0	1-1	2	1	0	0	1	0	0
at Nebraska	-	5	0-0	0-0	0-0	0-0	0	2	0	0	0	1	0
MISSOURI	-	14	3-3	0-0	1-2	3-7	10	1	0	1	0	1	7
at Kansas	-	17	0-3	0-0	0-0	3-2	5	2	0	0	0	0	0
IOWA STATE	-	6	2-3	0-0	0-0	1-1	2	1	0	0	0	0	4
vs. Baylor	-	2	0-0	0-0	0-0	0-1	1	0	0	0	0	0	0
vs. Texas A&M	-	5	0-0	0-0	0-0	0-0	0	0	0	0	0	1	0
OLD DOMINION	-	7	0-0	0-0	0-1	0-1	1	0	0	0	0	0	0

2004-05 GAME-BY-GAME (FRESHMAN YEAR)

Game	GS	Min	FG	3FG	FT	O-D-Reb	Pf	A	To	BL	ST	Pts	
CHARLESTON	-	1	0-0	0-0	0-0	0-0	0	0	0	0	0	0	0
at Michigan	-	5	1-1	0-0	0-0	1-0	1	0	1	0	1	0	2
at Oregon State	-	1	0-0	0-0	0-0	0-0	0	0	0	0	0	0	0
at California	-	12	2-3	0-0	0-1	1-0	1	1	0	0	0	0	4
COLORADO STATE	-	12	2-4	0-0	1-1	2-0	2	1	1	0	1	0	5
UMKC	-	18	4-4	0-0	3-5	5-3	8	2	0	0	0	0	11
RADFORD	*	21	1-2	0-0	0-0	4-1	5	2	1	2	0	0	2
GARDNER-WEBB	-	14	1-2	0-0	3-4	0-1	1	1	2	0	0	0	5
at Utah	-	17	1-1	0-0	2-2	1-1	2	2	1	0	2	2	4
at Richmond	-	5	0-0	0-0	1-2	1-0	1	0	0	0	0	0	1
at Oklahoma	-	16	1-3	0-0	0-0	3-0	3	0	0	1	0	1	2
NEBRASKA	-	22	1-1	0-0	2-2	5-1	6	2	0	0	2	1	4
KANSAS	-	6	0-1	0-0	0-0	0-1	1	2	0	0	0	0	0
at Baylor	-	3	0-0	0-0	0-0	0-0	0	0	0	0	0	0	0
OKLAHOMA STATE	-	4	0-0	0-0	0-0	0-1	1	0	0	0	0	0	0
at Texas Tech	-	2	0-1	0-0	0-0	0-1	1	1	0	0	1	0	0
TEXAS	-	4	0-0	0-0	0-0	0-1	1	0	0	0	0	0	0
at Kansas	-	4	0-1	0-0	0-2	0-1	1	0	0	0	1	0	0
S. DAKOTA STATE	-	14	1-1	0-0	0-0	1-2	3	0	2	1	2	0	2
TEXAS A&M	-	10	1-1	0-0	0-0	2-2	4	1	0	0	2	1	2
at Missouri	-	23	0-3	0-0	1-2	1-2	3	2	0	1	0	2	1
KANSAS STATE	-	2	0-0	0-0	0-0	0-0	0	0	0	0	0	0	0
IOWA STATE	-	24	3-4	0-0	3-3	4-3	7	1	0	1	1	0	9
vs. Texas	-	11	1-2	0-0	0-0	0-2	2	2	1	0	0	0	2
vs. Oklahoma State	-	11	0-2	0-0	1-2	3-0	3	3	2	0	0	0	1



#44
TRENT BECKLEY

FORWARD, 6-10, 230
SOPHOMORE, 1L
VAIL, COLO.
BATTLE MOUNTAIN HS



2007-08 (sophomore): Non-scholarship student-athlete • Has played in nine games spanning 40 minutes (at Kansas State, Iowa State, at Missouri, Oklahoma, at Iowa State, Missouri, Nebraska, Colorado Christian, Grambling State) • Career-high 10 minutes at Mizzou with three defensive rebounds • Went 2-of-2 from the field (four points) with two rebounds, one steal at K-State • Scored two points (free throws) with one defensive rebound in four minutes vs. Mizzou • One blocked shot against Grambling State.

2006-07 (freshman year): Was one of four non-scholarship players • Played in five games (Air Force, at Utah, at Kansas, at Texas Tech and Texas Tech at the Big 12 Tournament).

BATTLE MOUNTAIN HS: Two-year basketball letterwinner • Averaged 17 points, 11 rebounds, two blocks a game helping team to a 21-3 senior year • Helped high school to the Western Slope league championship senior year • Was an all-state honorable mention senior season; also made the all-state Academic team in his senior year • Averaged 11 points and eight rebounds as a junior.

ACADEMICS: College major is business, also interested in international business • Spring 2007 Commissioners Honor Roll recipient.

PERSONAL: Born Robert Trent Beckley on June 3, 1988 in Vail, Colo. • Son of Michael and Sally Beckley • Has an older brother, Beau • Future endeavor is representing international companies • Enjoys playing basketball and weight training.

FAVORITES: Road Trip: Big 12 Tournament (Oklahoma City); **Opponent to play against:** Kansas; **Opponent Arena:** Allen Fieldhouse; **Movie:** Old School; **T.V. Show:** SportsCenter; **Singer/Group:** Dave Mathews Band; **Food:** Mexican; **Book:** *It's Not about the Bike* (Lance Armstrong); **College Class:** First Year Writing; **Sport to play other than basketball:** tennis; **NBA Team:** Denver Nuggets; **NBA Player:** Carmelo Anthony; **Pro team other than basketball:** Denver Broncos; **Vacation Spot:** Mexico; **Thing about CU or living in Boulder:** playing basketball; **What impresses you about Coach Bzdelik:** His knowledge of the game.



#14 JAVON CONEY

GUARD, 6-4, 205
FRESHMAN
CHICAGO, ILL. (LATIN HS)



2007-08 (freshman): Non-scholarship student-athlete • Has played in 11 games (at Kansas State, Baylor, at Missouri, Texas Tech, at KU, Kansas, at Iowa State, Florida A&M, at Wisconsin, Colorado Christian, Grambling State) • Season-high eight minutes with two rebounds at KU; five minutes at Missouri • Saw two minutes in the first half against KU • Scored his first collegiate points (two) against Grambling State with a season-best nine minutes and one rebound.

HIGH SCHOOL (The Latin School of Chicago)

- Led the Romans to a 15-10 record as a senior and averaged 21 ppg.
- Also averaged 11 rebounds and three assists as a senior
- Scored over 1,000 points over four-year prep career
- First-team all-conference junior and senior years
- First-team all-state; named conference MVP as a senior

ACADEMICS: Intended college major is business.

PERSONAL: Born Javon Lester Coney on May 14, 1989 in Chicago, Illinois • Son of Lester and Dawn Coney • Youngest of two children, has an older sister, Chanel • Enjoys playing and watching tennis • Was born on Mother's Day • Future endeavor includes own a company • Lists finding out being selected as a first-team all-state as his biggest high school moment.

FAVORITES

• **Movie:** Friday; **T.V. Show:** Entourage; **Food:** Pizza; **Restaurant:** Gibson's in Chicago; **Web site:** NBA.com; **Book:** *The Story of Ben Carson*; **Sport to play other than basketball:** tennis; **NBA Team:** Chicago Bulls; **NBA Player:** Allen Iverson; **Pro team other than basketball:** Chicago Bears; **Vacation Spot:** Nevis; **Thing about CU or living in Boulder:** the mountains; **What impresses you about Coach Bzdelik:** his focus.



#25 ANDREW ZEHNDER

GUARD, 6-3, 180
FRESHMAN
ARVADA, COLO. (STANDLEY LAKE HS)



2007-08 (freshman): Non-scholarship student-athlete • Has played in five games spanning 17 minutes (Iowa State, at Iowa State, Florida A&M, Colorado Christian, Grambling State) • Scored his first collegiate points (five) against Grambling State; also played seven minutes, 3-of-3 from the field with one 3-pointer.

HIGH SCHOOL (Standley Lake High School)

- Lettered four years in basketball, twice in track and in soccer
- Led team to a 16-10 record as a senior; averaging 16 ppg.
- Named first-team all-conference, all-north metro, and all-state academics both junior and senior years.

ACADEMICS: An open option major in Colorado's College of Arts and Sciences
 • Also interested in engineering.

PERSONAL: Born Andrew Kenneth Zehnder on February 28, 1989 in Denver, Colorado • Son of Brian and Terri Zehnder • Older brother, Steve, is a senior at Western State College; Has a younger sister, Rachael • Lists graduating as his biggest high school moment.

FAVORITES

Movie: Dumb and Dumber; **T.V. Show:** Who's Line is it Anyway?; **Singer/Group:** The Used; **Food:** Ice Cream; **Restaurant:** Red Lobster; **Web site:** ESPN.com; **Book:** Harry Potter; **Sport to play other than basketball:** Volleyball; **NBA Team:** Denver Nuggets; **NBA Player (current or all-time):** Magic Johnson; **Pro team other than basketball:** Denver Broncos; **Vacation Spot:** Mexico; **Hobby:** Playing Cards; **Thing about CU or living in Boulder:** lots of people; **What impresses you about Coach Bzdelik:** his drive.



#34 CASEY CRAWFORD

FORWARD, 6-9, 230
SOPHOMORE-TRANSFER
OVERLAND PARK, KAN.
BLUE VALLEY NORTH HS
WAKE FOREST



2007-08 (sophomore): Selected Colorado over Northwestern when deciding to transfer from Wake Forest • Three years of eligibility remaining after sitting out the 2007-08 season • A versatile power forward • Possesses good fundamentals.

2006-07 (Wake Forest): Played 27 minutes and in nine games for the Demon Deacons • Scored 10 points with four rebounds, four assists and two blocks • On the 2006 Bahamas Trip, scored seven points in each of the two exhibition games over Labor Day weekend.

BLUE VALLEY NORTH HS (Overland Park, Kan.):

- Averaged 22 points, 10 rebounds and 4 blocked shots per game as a senior
- Was a three-star prospect averaging 18 points, 10 rebounds and 3.5 blocked shots as a junior
- Ranks as the school's all-time leader in scoring, rebounds and blocks
- Three-time first team all-conference selection in the Eastern Kansas League
- State of Kansas Mr. Basketball senior year; 2006 Kansas Gatorade Player of the Year
- Two-time league MVP and first-team all-state selection • Named first team all-metro twice • Finalist for the Dorenna Award, which is presented annually to Kansas City's top prep player • Member of a pair of Eastern League Championship teams • Helped lead the Mustangs to a 33-9 record (.786) over his junior and season seasons; 63-26 record (.708) over his years



#3 KYLE WRIGHT

GUARD, 6-5, 195
SOPHOMORE-TRANSFER
HARTFORD, CONN.
BREWSTER ACADEMY (WOLFEBORO, N.H.)
STONY BROOK



2007-08 (sophomore): Transfer from Stony Brook • Three years of eligibility remaining after sitting out the 2007-08 season.

STONY BROOK (2006-07): Played in 23 of 29 games • Averaged 2.8 points 1.3 rebounds per game • Made 10 3-pointers • Also had four blocked shots, four assists and three steals • Scored a season-best nine points against Vermont (Jan. 28) on 4-for-9 shooting; also chipped-in eight points at Hartford (Jan. 13) with a personal-high six rebounds and 26 minutes • Came off the bench to score six points with two rebounds in a 68-62 home win over Boston (Jan. 18).

HIGH SCHOOL (Brewster Academy): A standout player at Brewster Academy in Wolfeboro, N.H. • Averaged 13 points, six rebounds and three assists per game • Lettered all four years.

ACADEMICS: College major is communication • Also interested in business.

PERSONAL: Born Kyle Austin Wright on November 13, 1987 in Hartford, Connecticut • Son of Dana and Eleise Wright • Has one older sister, Leah • Lists beating Bridgeton and breaking their undefeated home record as his biggest high school moment.

FAVORITES: Movie: Dead Presidents; **T.V. Show:** Entourage; **Singer/Group:** Jay-Z; **Food:** mac & cheese; **Restaurant:** Trumbull Kitchen; **Web site:** www.ESPN.com; **Book:** Catcher & the Rye; **College Class:** sociology; **Sport to play other than basketball:** baseball; **NBA Team:** Knicks; **NBA Player** (current or all-time): Kobe Bryant; **Pro team other than basketball:** Yankees; **Vacation Spot:** Martina's Vineyard; **Hobby:** television; **Thing about CU or living in Boulder:** peacefulness; **What impresses you about Coach Bzdelik:** basketball knowledge of the game.

ACADEMICS: College major is political science • Interested in political science and history.

PERSONAL: Born Casey Garrett Crawford on October 30, 1987 in Weymouth, Mass. • Son of Steve and Debbie Crawford • Has an older sister, Ashley (Kansas State graduate); and older brother, Blake (played basketball and graduated from UMKC) • Father played professional baseball with Boston Red Sox and Kansas City Royals • Goals after college include becoming a lawyer or a politician • Enjoys reading, watching movies and listening to music • Also speaks Spanish • Lists breaking high school scoring record as biggest moment of prep career.

FAVORITES: Road Trip: Air Force Academy; **Opponent Arena:** Allen Fieldhouse; **Movie:** The Big Lebowski; **T.V. Show:** Scrubs; **Music Group:** Incubus; **Food:** Fettuccini Alfredo; **Restaurant:** J. Alexander's; **Book:** The Bible; **College Class:** Creative Science; **Sport to play other than basketball:** Baseball; **NBA Team:** Boston Celtics; **NBA Player** (current or all-time): Larry Bird; **Pro team other than basketball:** Boston Red Sox; **Hobbies:** PlayStation and Reading; **Thing about CU or living in Boulder:** It's a good college town; **What impresses you about Coach Bzdelik:** His enthusiasm.

GAME #1, NOV. 9, BOULDER vs. NEW MEXICO

NEW MEXICO (1-0)

Player	FGs	3-pt	FT	O-DR	F	TP	A	TO	B	S	Min
Harris f	0-2	0-0	0-2	0-1	1	0	0	1	0	0	15
Faris f	4-7	0-0	0-1	0-1	4	8	1	6	0	0	20
Wills g	4-9	3-3	2-2	0-3	3	13	1	1	0	0	23
Smith g	2-4	0-1	3-5	0-2	2	4	7	2	2	0	25
Giddens g	2-5	0-1	0-0	0-6	6	4	4	0	3	2	22
Gary g	0-0	0-0	0-1	0-0	1	0	0	0	0	0	15
Pegues	1-5	0-0	1-2	0-2	2	1	3	0	3	0	12
Prentice	0-1	0-1	1-2	0-1	1	1	4	2	0	0	16
Martinez	3-6	1-2	0-0	5-2	7	3	7	3	0	1	28
Toppert	4-6	2-4	1-2	1-8	9	2	11	1	1	0	24
Team				2-0	2						
Totals	20-45	6-12	8-17	8-26	34	21	54	13	18	3	200

FC% 1st Hlf 11-22 50.0% 2nd Hlf 9-23 39.1% Game 44.4%
 3-Pt.FG% 1st Hlf 5-9 55.6% 2nd Hlf 1-3 33.3% Game 50.0%
 FT% 1st Hlf 3-5 60.0% 2nd Hlf 5-12 41.7% Game 47.1%
 deadball rebounds: 3

COLORADO (0-1)

Player	FGs	3-pt	FT	O-DR	F	TP	A	TO	B	S	Min
Jack-Wilson f	0-0	0-0	3-4	0-4	4	1	3	1	2	1	20
Hall g	4-12	1-5	2-2	2-4	6	5	11	4	4	0	33
Higgins g	3-7	1-3	3-4	0-5	5	3	10	2	1	1	37
Silas g	3-12	1-4	2-4	2-3	5	3	9	1	2	0	29
Roby g	0-3	0-3	1-2	0-5	5	4	1	0	5	2	33
Thorne II	1-2	0-1	0-0	0-0	2	2	0	2	0	0	11
Knutson	3-5	1-3	2-4	0-0	0	9	0	0	0	0	19
King-Stockton	1-3	0-0	0-0	1-2	3	1	2	2	0	0	18
Team				1-0	1						
Totals	15-44	4-19	13-20	6-23	29	47	10	15	6	5	200

FC% 1st Hlf 7-22 31.8% 2nd Hlf 8-22 36.4% Game 34.1%
 3-Pt.FG% 1st Hlf 1-5 20.0% 2nd Hlf 3-14 21.4% Game 21.1%
 FT% 1st Hlf 4-6 66.7% 2nd Hlf 9-14 64.3% Game 65.0%
 deadball rebounds: 4

New Mexico 30 24 57
 Colorado 19 28 44

Officials: Scott Thornley, Tom O'Neill, Kelly Self
 Technicals: none. Attendance: 8372. Fouled out: Hall.

LOBOS DEFEAT BUFFS IN OPENER

BOULDER (AP/CU Sports Info.) - J.R. Giddens 18-foot jumper in the corner with 33 seconds remaining helped New Mexico to a 54-47 victory over Colorado, Friday evening at the Coors Events Conference Center.

After Marcus Hall converted a driving layup with 1:04 remaining in the game, cutting the Lobos deficit to 50-47, the UNM countered with Giddens' jump shot as the visitors won their first season-opening road game since the 1979-1980 season.

Buffaloes senior guard Richard Roby, who averaged 17.3 points last season, was nearly shut out for the first time in his career. His only point came on a free throw with 1:16 remaining that pulled Colorado to 50-45.

The Buffs trailed by double digits most of the game but began its run on Xavier Silas' 3-pointer with 2:20 remaining that cut the Lobos' lead to 49-43.

Bzdelik, a former coach of the Denver Nuggets and the Air Force Academy, bolted for Boulder after leading the Falcons to a 50-16 mark in two seasons, including a trip to the NIT Final Four last season. He replaced Ricardo Patton, who was let go after 11 years and a 7-20 season.

It was the largest attended regular season opening game in 26 years of the Coors Events Center.

The Lobos, who beat the Buffs 106-65 last season in Albuquerque, jumped out to an early lead and took a 30-19 cushion into the locker room after closing the first half on a 9-2 run that featured a 3-pointer and two free throws by Wills.

Roby, who ranks seventh on Colorado's all-time scoring list, was one of two Buffaloes starters shut out in the first half. The other was Hall, who redshirted last season and underwent minor thumb surgery last month.

Hall scored all of Colorado's nine points over the first 10:18 of the second half, but his teammates went cold and New Mexico maintained a double-digit lead. Hall then committed charges on back-to-back possessions, one of them wiping off a basket for the Buffs.

Freshman Cory Higgins added 10 points, five rebounds and three steals for Colorado.

GAME #2, NOV. 15, MADISON, WIS. vs. FLORIDA A&M

FLORIDA A&M (1-1)

Player	FGs	3-pt	FT	O-DR	F	TP	A	TO	B	S	Min	
Jackson f	1-4	0-0	1-2	2-5	7	4	3	2	0	0	35	
Akini f	9-13	0-1	3-4	1-4	5	3	21	0	5	1	0	37
Mason g	2-3	1-1	0-0	2-0	2	2	5	0	2	0	8	
Taylor g	0-0	0-0	0-0	0-0	1	1	0	1	0	0	0	22
Robinson g	4-7	3-6	0-0	0-4	4	2	11	0	3	0	5	
Bush	1-5	0-2	0-0	0-0	1	2	1	2	0	1	15	
Twitty	3-7	2-4	1-2	0-4	4	3	9	1	1	0	1	23
Maul	2-6	1-4	0-0	1-1	2	3	5	0	4	0	1	20
Bell	0-2	0-1	0-0	1-0	1	2	0	0	0	0	1	7
Demps	0-2	0-0	1-2	0-2	2	0	1	0	0	0	0	6
Ballard	1-4	0-1	0-0	0-3	3	2	2	6	3	0	1	22
Team				2-1	3							
Totals	23-53	7-20	6-10	9-24	33	23	59	11	20	1	5	200

FC% 1st Hlf 13-23 59.1% 2nd Hlf 10-31 32.3% Game 43.4%
 3-Pt.FG% 1st Hlf 3-8 37.5% 2nd Hlf 4-12 33.3% Game 35.0%
 FT% 1st Hlf 2-4 50.0% 2nd Hlf 4-6 66.7% Game 60.0%
 deadball rebounds: 4

COLORADO (1-1)

Player	FGs	3-pt	FT	O-DR	F	TP	A	TO	B	S	Min	
Jack-Wilson f	5-7	0-0	1-2	1-3	4	4	11	2	2	1	1	18
Roby g	4-10	1-5	1-1	1-4	5	2	10	3	2	0	1	33
Hall g	3-8	1-3	2-2	0-4	4	2	9	4	3	0	3	28
Higgins g	3-5	2-4	2-2	0-2	2	3	10	1	2	0	0	31
Silas g	8-11	3-5	5-9	3-0	3	0	24	5	1	1	1	33
Thorne II	2-4	0-2	2-2	0-0	1	6	1	2	0	0	0	18
Coney	0-0	0-0	0-0	0-0	0	0	0	0	0	0	0	1
Patterson	1-2	0-0	1-1	0-1	1	0	3	0	0	0	1	4
Knutson	3-5	1-2	3-4	0-3	1	10	2	0	0	0	1	21
Zehnder	0-0	0-0	0-0	0-0	0	0	0	0	0	0	0	1
King-Stockton	0-1	0-0	0-0	0-3	3	3	0	1	0	0	1	12
Team				1-0	1							
Totals	29-53	8-21	17-23	6-20	26	16	83	19	12	4	7	200

FC% 1st Hlf 14-28 50.0% 2nd Hlf 15-25 60.0% Game 54.7%
 3-Pt.FG% 1st Hlf 6-15 40.0% 2nd Hlf 2-6 33.3% Game 38.1%
 FT% 1st Hlf 8-10 80.0% 2nd Hlf 9-13 69.2% Game 73.9%
 deadball rebounds: 1

Florida A&M 31 28 59
 Colorado 42 41 83

Officials: Dwayne Gladden, Sean Casady, James Marker
 Technicals: none. Attendance: 17190. Fouled out: none.

BUFFS RATTLE FLORIDA A&M, 83-59

MADISON, Wis. (AP/CU Sports Info.) - Xavier Silas scored 24 points to lead Colorado to an 83-59 victory over Florida A&M, Thursday in the opening game of the America's Youth Classic.

The sophomore guard was 8-of-11 from the floor and scored 18 points in the first half as the Buffaloes (1-1) opened up a huge lead early and were never seriously threatened. Silas also had a career-best five assists.

Silas' jumper with 10:28 left in the first half gave Colorado a 25-7 lead.

The Rattlers (1-1), the defending Mid-Eastern Atlantic Conference tournament champions, could get no closer than eight points the rest of the way.

Jermyl Jackson-Wilson scored 11 points, while Cory Higgins, Richard Roby and Levi Knutson each added 10 for the Buffaloes.

Marcus Hall added nine points, four rebounds and his four assists, bring his career total to 303. He also collected three steals.

Akini Akini paced Florida A&M with 21 points. The 6-foot-10 senior forward scored eight points during a 20-10 Rattler spurt that cut Colorado's lead to 35-27 just before halftime.

The Buffaloes used an 8-0 run early in the second half to stretch their advantage to 50-33, and the lead remained in double digits.

CU's victory tonight is the first win on a neutral court outside the state of Colorado in the regular season since Dec. 29, 2002 against the University of Loyola-Chicago at the Pepsi Classic (Charlotte, N.C.).

It was the first-ever meeting between the two schools, who are both breaking in new coaches: Eugene Harris at Florida A&M, and former Denver Nuggets head coach Jeff Bzdelik at Colorado.

GAME #3, NOV. 16, MADISON, WIS. vs. SAVANNAH STATE

COLORADO (2-1)

Player	FGs	3-pt	FT	O-DR	F	TP	A	TO	B	S	Min	
Jack-Wilson f	3-6	0-1	0-2	4-9	13	3	6	5	3	0	2	29
Hall g	2-3	2-2	4-4	0-3	3	2	10	2	4	0	2	36
Higgins g	1-3	0-2	1-2	0-1	1	3	3	0	4	0	1	19
Silas g	3-6	1-4	1-3	0-3	3	3	8	4	4	0	3	35
Roby g	6-9	1-4	4-6	1-5	6	2	17	1	2	0	0	33
Thorne II	1-3	0-2	0-0	0-0	2	0	2	0	2	0	0	11
Knutson	3-5	3-4	3-3	0-2	2	2	12	1	1	1	0	36
King-Stockton	0-0	0-0	0-0	1-1	2	0	0	0	1	3	0	11
Team				0-2	2							
Totals	19-35	7-16	13-20	6-26	32	15	58	13	22	4	8	200

FC% 1st Hlf 9-17 59.2% 2nd Hlf 10-18 55.6% Game 54.3%
 3-Pt.FG% 1st Hlf 1-7 14.3% 2nd Hlf 6-9 66.7% Game 43.8%
 FT% 1st Hlf 6-10 60.0% 2nd Hlf 7-10 70.0% Game 65.0%
 deadball rebounds: 4

SAVANNAH STATE (2-3)

Player	FGs	3-pt	FT	O-DR	F	TP	A	TO	B	S	Min	
Coleman f	1-5	0-0	1-2	2-4	3	0	0	1	0	1	0	24
Linton f	4-11	0-0	2-2	8-5	13	3	10	2	0	1	0	30
Flegler g	4-11	2-6	4-4	0-0	2	14	0	0	1	0	1	20
Bailey g	1-5	1-3	0-0	0-1	1	2	3	1	3	0	0	27
Hardy g	0-2	0-0	0-0	1-2	3	1	0	0	0	0	0	10
Edwards	0-0	0-0	0-0	1-1	1	0	1	0	0	0	2	5
Davia	0-3	0-1	0-0	0-1	1	1	0	1	0	0	0	10
Mitchell	0-0	0-0	0-0	0-0	2	0	0	2	0	0	0	3
Jones	4-12	0-2	1-2	0-1	1	2	9	1	5	1	1	22
Shuler	1-2	0-1	0-0	0-1	1	1	2	2	0	0	0	21
McKenzie	0-1	0-1	0-0	0-0	1	0	0	1	0	0	0	3
Brown	0-4	0-1	0-0	1-0	1	2	0	0	0	0	2	7
Stowers	1-1	0-0	0-0	2-3	5	2	2	0	0	0	0	13
Bohley	0-1	0-0	0-0	1-1	2	0	0	0	0	0	0	3
Williams	0-0	0-0	0-0	0-0	1	0	0	0	0	0	0	2
Team				0-0	0							
Totals	16-58	3-15	8-10	15-16	31	25	43	5	14	2	7	200

FC% 1st Hlf 5-23 21.7% 2nd Hlf 11-35 31.4% Game 27.6%
 3-Pt.FG% 1st Hlf 2-7 28.6% 2nd Hlf 1-8 12.5% Game 20.0%
 FT% 1st Hlf 4-5 80.0% 2nd Hlf 4-5 80.0% Game 80.0%
 deadball rebounds: 1

Colorado 25 33 58
 Savannah State 16 27 43

Officials: Ron Groover, Sean Casady, James Marker
 Technicals: Savannah State-Team. Attendance: 17190. Fouled out: none.

CU PULLS AWAY, DEFEAT TIGERS

MADISON, Wis. (AP) - Richard Roby scored a game-high 17 points as Colorado beat Savannah State 58-43 in the America's Youth Classic tournament on Friday.

Roby was 6-for-9 from the field as Colorado (2-1) continued to rebound from a season-opening loss to New Mexico. Joseph Flegler scored 14 to lead Savannah State (2-3).

Flegler hit a jumper and a 3-pointer as Savannah State went on a 7-1 run to cut Colorado's lead to 42-37 with just over five minutes left in the game.

But Colorado pulled away with hot 3-point shooting, as Marcus Hall hit from outside to put Colorado ahead 45-37 with 4:17 remaining and Levi Knutson hit a pair of 3-pointers in the final three minutes.

Knutson scored 12 for the Buffaloes and Hall added 10. Jermyl Jackson-Wilson had five assists and a team-high 13 rebounds for Colorado.

Savannah State's top three scorers on Friday - Flegler, Chris Linton and Anthony Jones - shot a combined 12-for-34 as Savannah State shot 27 percent from the floor. Linton had 10 points and 13 rebounds.

Savannah State led 13-12 after a jumper by Anthony Jones at the 10:46 mark in the first half. But Colorado went on a 13-3 run near the end of the first half and took a 25-16 lead into halftime.

Roby had nine points on 3-of-4 shooting at half-time. Colorado was 1-for-7 from 3-point range in the first half.

GAME #4, NOV. 17, MADISON, WIS.

AT WISCONSIN

COLORADO (2-2)

Player	FGs	3-pt	FT	O-DR	F	TP	A	TO	B	S	Min	
Jack.-Wilson f	2-3	0-0	0-0	2-1	3	2	4	0	4	2	1	26
Hall g	3-7	2-3	0-0	0-4	4	1	8	5	4	0	0	33
Higgins g	1-4	0-1	0-0	0-3	3	0	2	1	1	1	3	33
Silas g	4-6	2-2	3-4	0-0	0	3	13	1	2	0	0	35
Roby g	8-15	1-5	3-3	1-2	3	20	2	3	0	0	0	34
Coney	0-0	0-0	0-0	0-0	0	0	0	0	0	0	0	3
Patterson	1-2	1-1	0-0	0-3	3	0	3	0	3	0	0	11
Knutson	1-3	0-1	0-0	0-1	1	2	2	1	0	0	0	20
King-Stockton	0-1	0-1	0-0	0-0	1	0	2	0	1	0	0	5
Team				2-1	3							
Totals	20-41	6-14	6-7	5-15	20	11	52	11	19	3	4	200

FO%	1st Hlf	11-21	52.4%	2nd Hlf	9-20	45.0%	Game	48.8%
3-Pt.FG%	1st Hlf	2-7	28.6%	2nd Hlf	4-7	57.1%	Game	42.9%
FT%	1st Hlf	3-3	100.0%	2nd Hlf	3-4	75.0%	Game	85.7%

WISCONSIN (4-0)

Player	FGs	3-pt	FT	O-DR	F	TP	A	TO	B	S	Min	
Landry f	4-8	0-1	0-0	3-3	6	0	8	5	0	0	0	30
Butch f	7-15	0-2	3-5	5-3	8	1	17	2	1	0	2	29
Krabbenhof f	1-4	0-1	0-0	0-0	1	2	3	0	0	1	1	16
Stiemsma g	2-3	0-0	0-0	0-2	2	1	4	1	0	5	0	14
Hughes g	5-10	4-8	4-6	0-6	6	2	18	3	1	0	3	36
Bohannon	1-3	1-3	0-0	0-0	2	3	1	0	0	0	0	14
Bronson	0-0	0-0	0-0	0-0	0	0	1	0	0	0	0	2
Flowers	5-7	2-4	0-0	0-0	2	12	4	4	1	3	29	
Jarmusz	1-1	0-0	0-0	0-1	1	0	2	0	0	0	0	2
Leuer	4-4	0-0	0-0	2-0	2	0	8	1	1	0	0	17
Gulkison	1-2	0-1	0-0	0-1	1	0	2	0	1	0	0	8
Nankivil	1-1	0-0	0-0	0-0	0	2	0	0	0	0	0	3
Team				3-0	3							
Totals	32-58	7-20	7-11	13-16	29	9	78	21	9	6	9	200

FO%	1st Hlf	18-32	56.3%	2nd Hlf	14-26	53.8%	Game	55.2%
3-Pt.FG%	1st Hlf	6-13	46.2%	2nd Hlf	1-7	14.3%	Game	35.0%
FT%	1st Hlf	2-4	50.0%	2nd Hlf	5-7	71.4%	Game	63.6%

Colorado	27	35	52
Wisconsin	44	34	78

Officials: Ray Natili, Brian Dorsey, Dwayne Gladden
 Technicals: Colorado-Team. Attendance: 17190. Fouled out: none.

BADGERS STRONG AT HOME, BEAT CU

MADISON, Wis. (AP) - Trevon Hughes scored 18 points as Wisconsin beat Colorado 78-52 in the final game of the America's Youth Classic Saturday night.

The Badgers (4-0) limited backdoor cuts by the up-tempo version of the Princeton-style offense being installed by first-year Buffaloes coach Jeff Bzdelik.

They built an early lead on hot 3-point shooting by Hughes, a sophomore guard who led the Badgers in scoring in three of their first four games of the season. Brian Butch scored 17 points for Wisconsin, and Michael Flowers added 12.

Richard Roby scored 20 to lead Colorado (2-2), while Xavier Silas added 13. Roby was also named to the America's Youth Classic all-tournament team, averaging 15.7 points and 4.7 rebounds per game.

Hughes opened the game with an early 3-pointer from beyond NBA range, and was 3-for-6 from outside the arc in the first half. The Badgers built a double-digit lead in the first six minutes of the game and never were in danger of giving it up.

A 3-pointer by Colorado's Marcus Hall (eight points) cut the Wisconsin lead to 27-16 with 7:33 left in the first half. But the Badgers went on a 12-2 run that included two scores from freshman forward Jon Leuer to take a 39-18 lead with 3:24 left in the half.

Wisconsin was ahead 44-27 at halftime, shooting 56 percent from the floor and hitting 6-of-13 from 3-point range.

Overall, Colorado shot 49% from the field, making 20-of-41 field goals, including 6-of-14 from the three-point line.

Wisconsin was careful on offense, turning the ball over only nine times. Colorado had 19 turnovers.

GAME #5, NOV. 20, BOULDER

vs. COLORADO CHRISTIAN

COLORADO CHRISTIAN (1-2)

Player	FGs	3-pt	FT	O-DR	F	TP	A	TO	B	S	Min	
Neuhaus f	0-5	0-0	2-2	1-3	4	2	2	1	2	2	1	18
Stamer f	5-11	1-4	2-5	2-8	10	1	13	2	3	1	0	36
Long g	2-5	1-4	5-7	1-1	2	3	10	4	4	0	3	38
Morgan g	5-11	1-7	2-2	0-2	2	1	13	2	3	0	1	34
Puckett g	2-4	2-4	0-0	0-1	1	3	6	0	1	0	0	12
Olson	0-0	0-0	0-0	0-0	0	0	0	0	0	0	0	2
Cauk	0-2	0-0	2-2	1-1	2	0	2	0	0	0	0	10
House	1-2	0-0	0-0	1-1	2	3	2	2	0	0	1	17
Bailey	3-7	2-5	2-3	1-3	4	0	10	4	0	0	0	27
Holochoer	0-1	0-1	0-0	0-0	1	0	0	0	0	0	0	3
Long	0-0	0-0	0-0	0-0	0	0	0	0	0	0	0	3
Team				0-0	0							
Totals	18-48	7-25	15-21	7-20	27	14	58	11	17	3	6	200

FO%	1st Hlf	9-25	36.0%	2nd Hlf	9-23	39.1%	Game	37.5%
3-Pt.FG%	1st Hlf	3-13	23.1%	2nd Hlf	4-12	33.3%	Game	28.0%
FT%	1st Hlf	6-7	85.7%	2nd Hlf	9-14	64.3%	Game	71.4%

COLORADO (3-2)

Player	FGs	3-pt	FT	O-DR	F	TP	A	TO	B	S	Min	
Patterson c	3-5	0-1	1-1	0-5	5	3	7	0	2	1	1	22
Hall g	8-11	4-6	1-2	0-4	4	3	21	3	1	0	2	36
Higgins g	3-7	0-2	0-0	0-4	4	2	6	1	2	0	1	25
Roby g	6-14	1-2	5-7	2-2	4	4	18	2	2	1	0	33
Knutson g	4-7	1-4	0-0	0-3	3	0	9	4	2	0	0	33
Thorne II	5-5	1-1	2-2	0-6	6	3	13	5	2	1	2	28
Coney	0-0	0-0	0-0	0-0	0	0	0	0	0	0	0	1
Zehnder	0-1	0-0	0-0	0-0	1	0	1	0	0	0	0	2
Jackson-Wilson	2-5	0-0	0-0	3-2	5	0	4	1	0	1	1	16
King-Stockton	0-0	0-0	0-0	0-0	1	0	1	2	0	0	0	3
Beckley	0-0	0-0	0-0	0-0	0	0	0	0	0	0	0	1
Team				0-0	0							
Totals	31-55	7-16	9-12	5-26	31	17	78	17	13	4	7	200

FO%	1st Hlf	14-27	51.9%	2nd Hlf	17-28	60.7%	Game	56.4%
3-Pt.FG%	1st Hlf	3-9	33.3%	2nd Hlf	4-7	57.1%	Game	43.8%
FT%	1st Hlf	6-9	66.7%	2nd Hlf	3-3	100.0%	Game	75.0%

CCU	27	31	58
Colorado	37	41	78

Officials: David Hall, Darron George, Bobby Vettoetter
 Technicals: None. Attendance: 2491. Fouled out: none.

BUFFS PREVAIL AT HOME, 78-58

BOULDER (AP) - Marcus Hall scored 21 points and Richard Roby added 18, leading Colorado to a 78-58 victory over Colorado Christian.

Hall was 4-for-6 on 3-pointers. Roby scored 11 of his points in the second half when Colorado (3-2) blew open the game.

The Buffaloes played without Xavier Silas, who missed the game with a lower left leg contusion. Caleb Patterson and Levi Knutson made their first collegiate starts.

Rory Morgan and Brian Stamer led Colorado Christian (1-2), a Division II program in the Rocky Mountain Athletic Conference, with 13 points. The Cougars have back-to-back road losses.

Colorado Christian made a game of it for about 13 minutes and held a 12-10 lead with 12:43 left in the first half after three straight baskets by Morgan. The game was tied at 22 after a free throw by Stamer with 6:55 left.

Colorado took control to close the first half with a 15-5 run. Knutson buried a 3-pointer with 6:21 left and Hall's layup off a steal put the Buffaloes ahead by five. Colorado scored the last six points of the half, four coming from Cory Higgins, to take a 37-27 lead into intermission.

The Buffaloes shot 56.4 percent from the field and made 31 field goals, their highest since making 59.6 percent of their shots at Texas Tech last season (also made 31 FGs).

CCU got as close as seven points twice in the second half, the last coming when Jordan Long's 3-pointer made it 41-34 with 16:10 left. Roby's trey seconds later increased Colorado's lead by 10 points and began a 13-2 run that included a 3-pointer by Hall to put the Buffaloes ahead 54-36.

Hall's fourth 3-pointer of the game with 4:31 remaining gave Colorado its biggest lead, 68-47. Colorado Christian never got closer than 16 points the rest of the game.

Dwight Thorne scored a pair of career-highs with 13 points and five assists.

GAME #6, NOV. 27, DENVER, COLO.

AT DENVER

COLORADO (4-2)

Player	FGs	3-pt	FT	O-DR	F	TP	A	TO	B	S	Min	
Jack.-Wilson f	2-4	0-0	0-0	1-7	8	1	4	0	2	1	0	30
Hall g	5-10	2-5	6-7	2-3	5	1	18	3	4	1	5	38
Higgins g	1-3	0-0	4-4	1-3	4	0	6	2	3	0	1	29
Silas g	1-9	0-2	5-8	2-1	3	2	7	2	0	0	1	29
Roby g	7-11	1-2	0-0	5-4	9	3	15	3	4	0	1	36
Thorne II	1-3	0-2	0-0	0-1	1	0	2	1	0	0	1	14
Patterson	0-1	0-0	0-0	0-0	1	0	0	0	0	0	1	5
Knutson	1-4	0-2	0-0	0-1	1	0	2	0	1	0	1	16
King-Stockton	0-0	0-0	0-0	0-0	0	0	0	0	0	0	0	3
Team				2-2	4							
Totals	18-45	3-13	15-19	13-22	35	8	54	11	16	2	11	200

FO%	1st Hlf	10-25	40.0%	2nd Hlf	8-20	40.0%	Game	40.0%
3-Pt.FG%	1st Hlf	2-5	40.0%	2nd Hlf	1-8	12.5%	Game	28.1%
FT%	1st Hlf	3-5	60.0%	2nd Hlf	12-14	85.7%	Game	78.9%

DENVER (2-3)

Player	FGs	3-pt	FT	O-DR	F	TP	A	TO	B	S	Min	
Kummer f	4-12	3-8	4-4	1-5	6	0	15	2	3	2	0	40
Tanner f	0-2	0-0	1-2	1-2	3	2	1	3	1	1	0	31
Bullock g	2-6	2-3	0-0	0-1	1	4	6	5	2	1	0	33
Lewis, K g	2-8	2-8	0-0	0-2	2	4	6	1	3	0	2	36
Rohmert g	1-3	0-1	1-2	1-2	3	0	3	0	3	0	3	

GAME #7, NOV. 29, COLORADO SPRINGS, COLO.

at AIR FORCE

COLORADO (5-2)

Player	FGs	3-pt	FT	O-DR	F	TP	A	TO	B	S	Min	
Jack-Wilson f	1-4	0-0	0-0	1-6	7	2	2	0	1	3	0	30
Hall g	5-12	2-8	6-7	0-1	1	3	18	2	0	0	3	40
Higgins g	3-7	0-2	1-3	1-2	3	3	7	5	2	0	0	32
Silas g	1-5	0-3	0-0	0-3	3	0	2	2	2	0	0	29
Roby g	7-9	3-5	4-5	1-6	7	4	21	3	2	1	3	31
Thorne II	0-1	0-1	0-0	0-0	1	0	0	1	0	0	0	9
Patterson	1-2	0-1	2-2	0-0	2	4	0	1	0	0	0	9
Knutson	2-2	2-2	0-0	0-0	3	6	0	1	0	1	0	20
Team				1-3	4		1					
Totals	20-42	7-22	13-17	4-21	25	18	60	12	11	4	7	200

FG%	1st Hlf	10-22	45.5%	2nd Hlf	10-20	50.0%	Game	47.6%
3-Pt.FG%	1st Hlf	1-11	9.1%	2nd Hlf	6-11	54.5%	Game	31.8%
FT%	1st Hlf	3-3	100.0%	2nd Hlf	10-14	71.4%	Game	76.5%
deadball rebounds:	1							

AIR FORCE (5-3)

Player	FGs	3-pt	FT	O-DR	F	TP	A	TO	B	S	Min
Holland f	0-2	0-0	0-0	1-3	4	3	0	0	0	0	25
Johnson f	2-5	0-0	0-1	2-1	3	5	4	2	3	0	23
Maren c	4-8	1-3	0-3	1-6	7	1	9	1	1	1	28
Anderson g	3-9	0-5	0-0	2-1	3	3	6	2	3	1	39
Washington g	5-12	0-1	1-3	1-5	6	1	11	3	4	0	39
Henke g	4-5	4-5	6-10	0-2	2	2	18	0	1	1	34
El-Amin	0-0	0-0	0-0	0-0	0	0	0	0	0	0	0+
Brooks	0-0	0-0	0-0	0-0	1	0	0	0	0	0	0+
Kenzik	1-3	0-1	0-0	0-3	3	1	2	3	1	0	12
Team				1-10	1		11	13	3	3	200
Totals	19-44	5-17	7-17	8-21	29	17	50	11	13	3	200

FG%	1st Hlf	8-18	44.4%	2nd Hlf	11-26	42.3%	Game	43.2%
3-Pt.FG%	1st Hlf	2-7	28.6%	2nd Hlf	3-10	30.0%	Game	29.4%
FT%	1st Hlf	1-6	16.7%	2nd Hlf	6-11	54.5%	Game	41.2%
deadball rebounds:	6							

Colorado	24	36	60
Air Force	19	31	50

Officials: Tom O'Neill, Mark Whitehead, Bill Kennedy
 Technicals: None. Attendance: 5606. Fouled out: Johnson.

CU ENDS FALCONS' WIN STREAK

AIR FORCE ACADEMY, Colo. (AP) - Jeff Bzdelik weathered the taunts and jeers, Richard Roby scored a season-high 21 points and Colorado escaped with a 60-50 victory over Air Force on Thursday night in the former coach's return to Clune Arena.

Marcus Hall had 18 points and Cory Higgins added seven as the Buffaloes (5-2) snapped the Falcons' 38-game home winning streak against nonconference foes. Hall played a career-high 40 minutes, while freshman guard Cory Higgins recorded a season-best 5 assists.

"I told our players I've never seen a fan come out of the stands to block a shot or grab a rebound," Bzdelik said. "Embrace the atmosphere, be fearless, have poise and you all have to bond together in a greater way."

The Air Force cadets sat close to the Buffaloes bench and heckled Bzdelik all game. The students donned shirts with a picture of Bzdelik on the front and a giant red "x" through the photo. Bzdelik coached two seasons at Air Force before bolting for the Buffaloes last April.

Reserve Andrew Henke scored 18 points, hitting four 3-pointers, for Air Force and Evan Washington finished with 11. Keith Maren chipped in nine points and seven rebounds.

The Falcons (5-3) never led in the game in part to their struggles at the free throw line, where they finished 7-for-17.

Levi Knutson's two 3-pointers late in the game sealed the Buffaloes' third straight win.

Colorado went into the locker room with what the team thought was a 26-19 lead, but Hall's shot at the buzzer was eventually waved off after officials took a second look on the video monitor.

GAME #8, DEC. 2, BOULDER

vs. STANFORD

STANFORD (8-1)

Player	FGs	3-pt	FT	O-DR	F	TP	A	TO	B	S	Min	
Hill f	5-11	0-2	5-6	2-8	10	2	15	3	1	0	0	32
Washington f	1-2	0-0	1-3	1-3	4	3	5	4	0	0	0	32
Lopez c	2-5	0-0	0-0	1-5	6	4	4	1	4	0	0	16
Johnson g	2-5	1-3	1-2	0-3	3	1	6	4	0	0	0	27
Goods g	5-11	5-6	0-0	0-4	4	1	15	1	0	0	0	32
Fields	0-1	0-0	0-0	0-1	1	0	0	1	0	0	0	8
Shiller	1-1	1-1	0-0	0-0	3	3	1	0	0	0	0	10
Brown	3-6	0-2	2-2	1-3	4	1	8	0	0	0	0	11
Owens	1-1	0-0	0-0	0-0	2	0	2	0	0	0	0	8
Finger	4-7	0-0	3-4	4-1	5	2	11	0	0	0	0	24
Team				1-10	1		10					
Totals	24-50	7-14	12-17	10-28	38	17	67	16	9	0	0	200

FG%	1st Hlf	9-26	34.6%	2nd Hlf	15-24	62.5%	Game	48.0%
3-Pt.FG%	1st Hlf	4-9	44.4%	2nd Hlf	3-5	60.0%	Game	50.0%
FT%	1st Hlf	3-4	75.0%	2nd Hlf	9-13	69.2%	Game	70.6%
deadball rebounds:	3							

COLORADO (5-3)

Player	FGs	3-pt	FT	O-DR	F	TP	A	TO	B	S	Min	
Jack-Wilson f	2-6	0-1	0-2	2-2	4	4	4	1	1	1	0	23
Hall g	4-12	2-4	6-7	0-3	3	1	16	4	2	0	0	40
Higgins g	4-7	2-4	0-0	0-6	6	2	10	0	3	1	0	34
Silas g	1-2	0-0	1-2	0-2	2	2	3	1	3	0	0	26
Roby g	3-10	1-1	0-0	0-0	3	7	2	2	0	1	29	
Thorne II	0-0	0-0	0-0	0-0	0	0	1	0	0	0	0	7
Patterson	0-4	0-3	0-0	0-2	2	1	0	0	0	1	0	19
Knutson	1-2	1-2	0-1	0-2	3	3	0	0	0	0	0	22
Team				1-11	2		11					
Totals	15-43	6-15	7-12	3-18	21	16	43	9	11	3	1	200

FG%	1st Hlf	7-19	36.8%	2nd Hlf	8-24	33.3%	Game	34.9%
3-Pt.FG%	1st Hlf	3-6	50.0%	2nd Hlf	3-9	33.3%	Game	40.0%
FT%	1st Hlf	5-7	71.4%	2nd Hlf	2-5	40.0%	Game	58.3%
deadball rebounds:	2							

Stanford	25	42	67
Colorado	22	21	43

Officials: Curtis Shaw, Paul Janssen, Gerry Pollard
 Technicals: None. Attendance: 6175. Fouled out: none.

CARDINAL TOO MUCH FOR BUFFS

BOULDER (AP) - Anthony Goods and Lawrence Hill each scored 15 points to lift the Stanford Cardinal to a 67-43 win over Colorado part of the Big 12/Pac-10 Hardwood Series.

The Cardinal (8-1) have now won four straight since a 12-point loss at Siena on Nov. 17.

Colorado (5-3) had its three-game winning streak snapped. The team was led in scoring by Marcus Hill with 16. He also had four assists as he logged 40 minutes for the second straight game. Hill's four assists (322 career) put him ahead of Billy Law (years played 1990-1992) for eighth place on CU's assists list.

Cory Higgins tied a season-high with 10 points and Richard Roby, the Buffaloes' leading scorer, was held to just seven points.

Robin Lopez, the Cardinal's second-leading scorer, didn't score until the 18:48 mark of the second half. He finished with four points and six rebounds. Taj Finger provided a spark off the bench, scoring 11 points, and Hill grabbed a season-high 10 boards.

Colorado was down by three points, 25-22, after Levi Knutson hit a 3-pointer in the closing seconds of the first half.

However, the Cardinal went on a 16-4 run to start the second half to break open the contest.

The Buffaloes were coming off a 60-50 win at Air Force on Thursday night in coach Jeff Bzdelik's emotional return to the academy. Bzdelik bolted from Air Force to Colorado last April. The team had also won back-to-back road games for the first time since the 1998-99 season.

Stanford showed it was comfortable playing at the Buffaloes' slowed-down pace. The Cardinal scored 13 points under their season average.

It was the first meeting between the two schools since the Cardinal's 71-58 win on Nov. 30, 1991. Stanford now leads the all-time series 6-3.

GAME #9, DEC. 8, LAMARIE, WYO.

at WYOMING

COLORADO (5-4)

Player	FGs	3-pt	FT	O-DR	F	TP	A	TO	B	S	Min	
Roby g	4-12	1-7	3-4	1-6	7	4	12	2	1	2	3	31
Jack-Wilson f	1-3	0-0	0-0	1-0	1	3	2	0	1	1	0	11
Hall g	5-15	2-7	3-4	2-2	4	3	15	4	1	0	2	40
Higgins g	3-8	1-3	0-0	0-5	5	4	7	2	2	0	1	20
Silas g	3-11	1-6	2-4	0-4	4	5	9	1	2	0	2	34
Thorne II	2-5	0-2	2-2	2-1	3	2	6	2	2	0	0	24
Patterson	0-0	0-0	0-0	0-0	0	0	0	0	0	0	0	3
Knutson	4-10	3-8	0-0	1-2	3	1	11	3	1	0	0	29
King-Stockton1	0-0	0-0	2-1	3	3	2	0	1	0	0	0	8
Team				3-30	3		30					
Totals	23-66	8-33	10-14	12-21	33	25	64	14	11	4	8	200

FG%	1st Hlf	8-31	25.8%	2nd Hlf	15-35	42.9%	Game	34.8%
3-Pt.FG%	1st Hlf	3-12	25.0%	2nd Hlf	5-21	23.8%	Game	24.2%
FT%	1st Hlf	1-2	50.0%	2nd Hlf	9-12	75.0%	Game	71.4%
deadball rebounds:	2							

WYOMING (4-3)

Player	FGs	3-pt	FT	O-DR	F	TP	A	TO	B	S	Min	
Dermoddy f	6-10	2-5	4-6	2-7	9	3	18	1	4	1	0	38
Taylor f	4-6	0-1	1-3	3-9	12	3	9	2	5	1	1	31
Nelson c	4-7	0-0	4-4	1-5	2	12	0	0	0	1	21	
Jones g	4-10	0-1	11-11	2-6	8	1	19	2	5	0	1	38
Ewing g	3-11	1-2	5-8	1-2	3	3	12	6	2	1	2	38
Muojeke	0-0	0-0	0-0	0-0	0	0	0	0	0	0	0	1
Linskens	0-0	0-0	0-0	0-0	0	0	0	0	0	0	0	2
Platt	1-6	1-4	0-0	0-4	1	3	2	2	0	0	0	28
Songondo	0-0	0-0	0-0	0-0	0	0	0	0	0	0	0	2
Bunker	0-0	0-0	0-0	0-0	0	0	0	0	0	0	0	1
Team				1-11	2		11					
Totals	22-50	4-13	25-32	10-33	43	13	73	18	18	3	5	200

FG%	1st Hlf	15-26	57.7%	2nd Hlf	7-24	29.2%	Game	44.0%
-----	---------	-------	-------	---------	------	-------	------	-------

GAME #10, DEC. 12, BOULDER vs. NEW ORLEANS

NEW ORLEANS (6-1)

Player	FGs	3-pt	FT	O-DR	F	TP	A	TO	B	S	Min
Dyckess f	4-7	0-0	1-2	0-9	9	0	9	0	0	0	33
Elias c	3-6	0-0	0-0	0-2	6	1	4	0	0	0	16
McCaleb g	10-21	2-4	2-2	2-4	2	24	2	3	1	2	35
Parlow g	3-7	2-6	0-0	0-3	3	8	1	1	0	0	22
Reynolds	2-5	0-0	2-2	1-5	6	5	2	0	0	0	28
Tyrna	0-0	0-0	1-2	2-0	2	3	1	0	0	0	10
Manning	0-0	0-0	0-0	0-0	0	2	0	0	0	0	13
Worley	3-9	3-5	2-2	1-3	4	2	11	3	0	0	25
Myers	1-4	0-1	0-0	0-0	2	2	0	1	0	0	18
Team	1-0 1										
Totals	26-59	7-16	8-10	7-24	31	17	67	12	11	1	6 200

FG%	1st Hlf	11-29	37.9%	2nd Hlf	15-30	50.0%	Game	44.1%
3-Pt.FG%	1st Hlf	3-10	30.0%	2nd Hlf	4-6	66.7%	Game	43.8%
FT %	1st Hlf	1-1	100.0%	2nd Hlf	7-9	77.8%	Game	80.0%

deadball rebounds: 1

COLORADO (5-5)

Player	FGs	3-pt	FT	O-DR	F	TP	A	TO	B	S	Min
Jack.-Wilson f	1-4	0-0	0-0	1-1	2	2	2	0	2	1	0 15
Hall g	4-12	2-4	0-0	1-5	6	1	10	3	1	0	1 37
Higgins g	4-7	2-2	0-0	1-4	5	0	10	2	1	1	1 31
Silas g	2-7	0-1	6-7	0-1	3	10	0	1	0	0	0 34
Roby g	9-20	1-4	8-9	5-9	14	3	27	4	3	0	2 38
Thorne II	0-1	0-0	0-0	1-1	2	0	0	0	1	0	0 15
Patterson	0-1	0-1	0-0	1-1	0	0	0	1	2	0	0 5
Knutson	0-0	0-0	0-0	1-1	0	0	1	2	0	0	0 7
King-Stockton	2-4	0-1	2-4	2-4	6	4	6	2	2	3	0 18
Team	0-0										
Totals	22-56	5-13	16-20	11-27	38	13	65	12	14	7	4 200

FG%	1st Hlf	12-22	54.5%	2nd Hlf	10-34	29.4%	Game	39.3%
3-Pt.FG%	1st Hlf	3-4	75.0%	2nd Hlf	2-9	22.2%	Game	38.5%
FT %	1st Hlf	5-7	71.4%	2nd Hlf	11-13	84.6%	Game	80.0%

deadball rebounds: 3

New Orleans	26	41	67
Colorado	32	33	65

Officials: Steve Welmer, Scott Thornley, Ted Hillary
 Technicals: None. Attendance: 2972. Fouled out: none.

PRIVATEERS EDGE BUFFS, 67-65

BOULDER (AP) - Shaun Reynolds hit a driving layup and free throw with 4.3 seconds left, and Bo McCaleb scored 24 points to lead New Orleans to a 67-65 victory over Colorado.

"We knew they'd be relentless in pursuit, they were 4-0 on the road," CU head coach Jeff Bzdelik said. "They are tough young men and that was evident by them going into NC State and came away with a win. We knew it had to be a wire-to-wire job and we didn't do that—we let up. This team (New Orleans) is so tough both physically and mentally to do what we did tonight and expect to win."

McCaleb hit 8-of-11 shots and scored 20 of his points in the second half. T.J. Worley added 11 points and Reynolds finished with six for New Orleans (6-1).

Richard Roby led Colorado (5-5) with a season-high 27 points and 14 rebounds. The Buffaloes had seven-point leads twice in the second half in losing their third straight.

Roby's put back of his own miss and layup put the Buffaloes ahead 47-40 only to have New Orleans get within 47-46 on McCaleb's jumper with 11:15 remaining. Colorado converted six straight free throws, four by Roby to lead 53-49. But the Privateers answered with a 3-pointer and two free throws by Worley to take a 54-53 edge with 6:11 left.

Baskets by James Parlow and McCaleb put New Orleans ahead 61-57 with 2:35 left. That lead disappeared on a layup by Roby and a 3-pointer by Cory Higgins to put Colorado up 62-61.

Higgins' second 3-pointer gave the Buffaloes their last lead, 65-64 with 39 seconds left. New Orleans quickly pushed the ball up the floor to set up Reynolds' layup and free throw.

Colorado turned the ball over before crossing midcourt after calling two timeouts. CU led 32-26 at intermission as both teams combined for 17 turnovers.

Marcus Hall had a 3-pointer and Roby turned a pass from Hall into a layup as Colorado outscored the Privateers 6-0 in the final 2:15 of the half.

GAME #11, DEC. 22, FORT COLLINS, COLO. AT COLORADO STATE

COLORADO (6-5)

Player	FGs	3-pt	FT	O-DR	F	TP	A	TO	B	S	Min
Hall g	4-9	2-6	2-3	0-3	3	0	12	5	0	0	2 39
Higgins g	5-7	1-2	2-4	0-3	3	2	13	7	4	1	2 34
Silas g	6-8	4-5	0-0	1-0	1	2	16	1	2	0	1 32
Roby g	7-14	1-3	3-4	8-2	10	3	18	4	4	1	2 36
Jack.-Wilson f	3-7	0-0	1-2	1-1	2	4	7	3	0	2	0 23
Thorne II	1-3	0-1	0-0	0-2	4	0	2	1	1	0	0 14
Knutson	0-0	0-0	0-0	0-0	0	0	0	2	0	0	0 5
King-Stockton	2-3	0-0	1-2	4-4	8	1	5	0	0	2	1 17
Team	0-1 1										
Totals	28-51	8-17	9-15	14-15	29	12	73	21	13	6	8 200

FG%	1st Hlf	16-23	69.6%	2nd Hlf	12-28	42.9%	Game	54.9%
3-Pt.FG%	1st Hlf	5-8	62.5%	2nd Hlf	3-9	33.3%	Game	47.1%
FT %	1st Hlf	4-7	57.1%	2nd Hlf	5-8	62.5%	Game	60.0%

deadball rebounds: 3

COLORADO STATE (5-7)

Player	FGs	3-pt	FT	O-DR	F	TP	A	TO	B	S	Min
Walker g	7-14	3-6	0-0	1-3	4	3	17	5	3	0	1 34
McFarland g	3-5	2-3	0-0	0-4	4	3	8	1	1	0	0 35
Simmons g	2-3	1-1	1-2	0-0	0	2	6	0	2	1	0 14
Creason f	6-12	0-0	2-3	3-3	6	4	14	1	1	0	0 33
Gardner f	5-8	3-4	0-0	0-1	1	0	13	5	1	0	2 28
Clayman	2-3	2-2	0-0	0-1	1	1	6	2	2	0	0 12
Nigon	0-1	0-0	1-2	0-0	0	1	0	1	0	0	1 15
Woodard	2-4	1-2	0-0	1-0	1	0	5	1	0	1	0 22
Agular	0-0	0-0	0-0	0-0	0	1	0	0	0	0	0 7
Team	3-1 4										
Totals	27-50	12-18	4-7	8-13	21	14	70	15	12	1	6 200

FG%	1st Hlf	13-23	56.5%	2nd Hlf	14-27	51.9%	Game	54.0%
3-Pt.FG%	1st Hlf	6-10	60.0%	2nd Hlf	6-8	75.0%	Game	66.7%
FT %	1st Hlf	1-2	50.0%	2nd Hlf	3-5	60.0%	Game	57.1%

deadball rebounds: 2

Colorado	41	32	73
Colorado State	33	37	70

Officials: Randy McCall, John Higgins, Kelly Sell
 Technicals: None. Attendance: 5377. Fouled out: none.

BUFFS DEFEAT RAMS, 73-70

FORT COLLINS, Colo. (AP) - Marcus King-Stockton hit a layup with 31.3 seconds remaining and Richard Roby finished with 18 points and 10 rebounds, helping Colorado to a 73-70 win over Colorado State on Saturday night.

It was the Buffaloes' first win at Moby Arena in four years. Colorado's victory also snapped the Rams' 24-game home winning streak against non-conference opponents.

Colorado, who had been idle the last 10 days, led by as many as 12 points in the first half.

However, the Rams rallied back to take a 70-68 lead with just over a minute left on Willis Gardner's 3-pointer.

Cory Higgins hit one of two free throws, and then King-Stockton followed with a layup to give the Buffaloes (6-5) a 71-70 lead.

After Colorado State missed a shot, Marcus Hall was fouled and hit both free throws with 11.5 seconds left to extend Colorado's lead to three points.

Gardner's off-balance 3-point attempt with the clock winding down fell short, and the Rams lost their fourth straight game.

Colorado State (5-7) was led in scoring by Marcus Walker, who finished with 17 points. Stuart Creason added 14 and Gardner had 13.

Xavier Silas had 16 points for Colorado, including four 3-pointers. Higgins finished with 13 points, and had a season-best seven assists. Roby finished with his seventh career double-double and second straight this season. He finished with 27 points and 14 rebounds, Dec. 12 against New Orleans.

Colorado coach Jeff Bzdelik is now 5-0 lifetime against the Rams (3-0 at Moby Arena), with four of the wins coming as head coach at Air Force.

GAME #12, DEC. 29, BOULDER vs. GRAMBLING STATE

GRAMBLING STATE (0-7)

Player	FGs	3-pt	FT	O-DR	F	TP	A	TO	B	S	Min
Williams f	6-13	1-2	5-6	2-4	6	3	18	1	5	0	1 26
Prestley f	1-4	0-1	0-0	0-0	0	0	2	0	3	0	0 13
Riley f	1-3	0-0	0-0	0-2	2	0	2	0	4	1	0 13
Akpele c	1-2	0-0	0-0	0-1	1	2	2	0	1	1	0 6
Radliff f	1-4	1-3	0-0	0-0	0	2	3	1	0	0	0 18
Lemons	1-3	0-0	0-0	0-5	2	1	1	0	0	0	0 13
Qualls	0-4	0-3	3-4	0-0	1	3	3	1	0	0	0 21
Southern	0-0	0-0	1-2	1-0	1	0	1	0	0	0	0 7
Calloway	3-8	2-6	1-2	0-3	3	0	9	0	1	1	0 23
Yates	0-3	0-0	0-0	0-2	2	0	0	0	3	0	1 10
Coleman	0-2	0-0	0-0	1-3	4	2	0	1	3	0	0 13
Diaz	0-1	0-0	0-0	0-1	1	0	0	0	0	0	0 13
Breaux	2-3	0-0	1-2	3-6	9	4	5	0	2	0	1 24
Team	0-0										
Totals	16-50	4-15	11-17	7-22	29	19	47	9	25	3	3 200

FG%	1st Hlf	7-20	35.0%	2nd Hlf	9-30	30.0%	Game	32.0%
3-Pt.FG%	1st Hlf	2-6	33.3%	2nd Hlf	2-9	22.2%	Game	26.7%
FT %	1st Hlf	5-9	55.6%	2nd Hlf	6-8	75.0%	Game	64.7%

deadball rebounds: 4

COLORADO (7-5)

Player	FGs	3-pt	FT	O-DR	F	TP	A	TO	B	S	Min
Jack.-Wilson f	4-5	0-0	0-1	2-4	6	4	8	0	0	2	0 13
Hall g	6-10	0-3	0-2	0-3	3	1	12	2	4	0	1 30
Higgins g	7-11	1-0	0-0	1-3	4	1	15	6	2	2	3 28
Silas g	3-9	1-4	3-4	2-3	5	2	10	3	2	0	2 25
Roby g	9-17	2-4	5-5	4-2	6	3	25	3	2	2	2 26
Thorne II	3-5	1-1	3-3	2-3	5	1	10	1	0	0	1 17
Coney	1-2	0-0	0-1	1	0	2	0	0	0	0	0 9
Patterson	0-6	0-1	1-2	2-2	4	0	1	2	0	0	0 9
Knutson	2-3	0-1	0-0	1	1	4	1	2	0	0	0 14
Zehnder	2-2	1-0	0-0	0	1	5	0	0	0	0	0 7
King-Stockton	0-1	0-0	1-2	1-6	7	4	1	2	0	1	2 18
Beckley	0-0	0-0	0-0	0-0	0	1	0	0	1	1	0 4
Team	1-1 2										
Totals	37-71	6-17	13-19	15-29	44	19	98	20	13	8	11 200

FG%	1st Hlf	14-30	46.7%	2nd Hlf	23-41	56.1%	Game	52.1%
3-Pt.FG%	1st Hlf	2-9	22.2%	2nd Hlf	4-8	50.0%	Game	35.3%
FT %	1st Hlf	8-11	72.7%	2nd Hlf	5-8	62.5%	Game	68.4%

GAME #13, JAN. 4, BOULDER vs. SMU

SMU (6-7)													
Player	FGs	3-pt	FT	O-DR	F	TP	A	TO	B	S	Min		
Ritter	f	0-1	0-0	1-2	2-2	4	1	1	0	0	1	14	
Dia	f	4-9	0-0	2-4	3-4	7	0	10	0	0	1	25	
Killen	g	2-10	1-5	0-0	0-0	4	5	6	3	0	2	37	
Roberts	g	2-11	1-6	0-0	2-3	5	4	5	1	3	0	35	
Walker	g	1-2	1-2	0-0	0-2	2	3	1	2	0	0	26	
Malone	g	4-8	1-3	2-2	2-2	4	0	11	1	3	0	17	
Fall	g	4-8	0-0	3-3	2-4	6	3	11	0	0	1	20	
Harp	g	2-4	2-4	0-0	0-5	5	0	6	2	2	0	1	26
Team					0-0								
Totals		19-53	6-20	8-11	11-22	33	14	52	12	13	0	6	200

FG%	1st Hlf	10-24	41.7%	2nd Hlf	9-29	31.0%	Game	35.8%
3-Pt.FG%	1st Hlf	3-10	30.0%	2nd Hlf	3-10	30.0%	Game	30.0%
FT%	1st Hlf	5-6	83.3%	2nd Hlf	3-5	60.0%	Game	72.7%
deadball rebounds:	1							

COLORADO (8-5)

COLORADO (8-5)													
Player	FGs	3-pt	FT	O-DR	F	TP	A	TO	B	S	Min		
Jack.-Wilson	f	0-3	0-0	1-2	3-3	6	3	1	2	1	1	3	19
Hall	g	6-12	2-6	2-2	2-3	5	3	16	6	2	0	2	37
Higgins	g	2-5	0-3	0-1	0-5	5	1	4	1	0	1	1	36
Silas	g	5-12	1-4	4-5	1-2	3	1	15	1	3	0	1	31
Roby	g	5-11	3-6	2-2	0-5	5	5	15	4	4	2	0	33
Knutson	g	4-6	2-4	0-0	0-4	4	0	10	2	1	0	0	23
King-Stockton	g	1-1	0-0	0-2	2-4	1	2	0	0	0	0	0	21
Team					0-1								
Totals		37-71	6-17	13-19	15-29	44	19	93	20	13	8	11	200

FG%	1st Hlf	13-25	52.0%	2nd Hlf	10-25	40.0%	Game	46.0%
3-Pt.FG%	1st Hlf	6-13	46.2%	2nd Hlf	2-10	20.0%	Game	34.8%
FT%	1st Hlf	4-7	57.1%	2nd Hlf	5-7	71.4%	Game	64.3%
deadball rebounds:	2							

SMU	28	24	52
Colorado	36	27	63

Officials: Tom O'Neill, John Higgins, Steve Olson
 Technicals: None. Attendance: 4286. Fouled out: Roby

HALL LEADS CU FOR THIRD STRAIGHT BOULDER (AP) - Senior guard Marcus Hall

scored a game-high 16 points leading three other players in double figures propelling the University of Colorado to a 63-52 home victory over SMU on Friday night.

Senior Richard Roby and sophomore Xavier Silas each added 15 points, in addition to 10 points by Levi Knutson helping CU (8-5) to its third straight victory. All of Roby's 15 points came in the first half.

"We are getting more consistent," said CU head coach Jeff Bzdelik. "We had four players in double-digits, which means that we had good shot distribution. I like that we are sharing the basketball. Our assist to turnover ratio is getting better."

The Buffaloes shot 46 percent from the field against a team that had held their last two opponents below 30 percent shooting.

Alex Malone and Bamba Fall had 11 points for SMU (6-7), while Papa Dia added 10 for the Mustangs.

It was the first meeting between the schools in 28 years. They last played on Dec. 8, 1979 in Dallas with the Buffs holding a 4-1 advantage in the series.

Colorado scored the first six points of the second half, including four from Cory Higgins, to extend its lead to 42-28. SMU missed its first four shots and two free throws by Dia before Malone's rebound basket with 14:20 left made it 42-30. A second put back basket by Malone and his 3-pointer got the Mustangs within 45-37.

Silas scored on a layup with 1:44 to go to make it 58-47, but Fall had a three-point play and two free throws to get the Mustangs within 58-52 with 1:08 remaining. Silas and Hall sealed the game by each hitting two free throws.

Roby had 15 points at halftime on 5-for-7 shooting and three 3-pointers as the Buffaloes turned a 19-17 deficit into a 36-28 lead at the break. Colorado shot 52 percent in the first half.

SMU hurt itself with eight turnovers, three in the last four minutes that led to three layups. The Mustangs were 3-for-10 shooting from beyond the arc in the

GAME #14, JAN. 7, BOULDER vs. TULSA

TULSA (8-4)													
Player	FGs	3-pt	FT	O-DR	F	TP	A	TO	B	S	Min		
Walls	f	1-4	0-0	4-6	5-3	8	4	6	0	0	0	1	22
Jordan	c	4-6	0-0	0-2	1-2	3	3	8	1	0	2	1	21
Uzoh	g	4-8	2-4	5-6	1-4	5	3	15	1	3	0	0	28
Medade	g	3-6	1-1	5-5	0-2	2	1	12	5	5	0	0	33
Earls	g	4-6	1-2	0-0	1-3	4	3	9	3	5	0	0	25
Wheatley	g	3-4	0-1	3-4	0-5	5	1	9	1	2	1	2	27
Andrews	g	6-8	4-6	1-2	0-0	0	3	17	0	4	0	0	20
Mitchell	g	0-0	0-0	0-0	0-1	1	0	0	0	0	0	0	9
Reese	g	2-3	1-2	0-0	1-2	3	2	5	2	1	0	0	15
Team					0-2								
Totals		27-45	9-16	18-25	9-24	33	21	81	13	20	3	4	200

FG%	1st Hlf	15-26	57.7%	2nd Hlf	12-19	63.2%	Game	60.0%
3-Pt.FG%	1st Hlf	2-7	28.6%	2nd Hlf	7-9	77.8%	Game	56.3%
FT%	1st Hlf	6-7	85.7%	2nd Hlf	12-18	66.7%	Game	72.0%
deadball rebounds:	4							

COLORADO (8-6)

COLORADO (8-6)													
Player	FGs	3-pt	FT	O-DR	F	TP	A	TO	B	S	Min		
Jack.-Wilson	f	2-6	0-0	0-0	3-1	4	4	4	0	0	0	0	15
Hall	g	2-14	0-3	0-0	6-4	10	1	4	9	3	1	8	38
Higgins	g	1-6	0-3	0-1	0-1	1	2	2	3	0	0	0	36
Silas	g	5-6	2-2	1-4	3-1	4	2	13	1	1	0	2	32
Roby	g	8-16	3-5	8-9	2-2	4	3	27	2	6	0	1	37
Knutson	g	2-5	2-4	4-4	0-1	2	10	2	1	0	0	0	23
King-Stockton	g	3-6	0-0	2-3	2-2	4	4	8	0	1	1	0	19
Team					0-1								
Totals		23-59	7-17	15-21	16-12	28	18	68	17	12	2	12	200

FG%	1st Hlf	15-29	51.7%	2nd Hlf	8-30	26.7%	Game	39.0%
3-Pt.FG%	1st Hlf	4-8	50.0%	2nd Hlf	3-9	33.3%	Game	41.2%
FT%	1st Hlf	8-11	72.7%	2nd Hlf	7-10	70.0%	Game	71.4%
deadball rebounds:	2							

Tulsa	38	43	81
Colorado	42	26	68

Officials: Steve Welmer, Scott Thornley, Curtis Shaw
 Technicals: None. Attendance: 2031. Fouled out: none

'CANES RALLY IN SECOND HALF

BOULDER (AP) - Richard Roby scored a game-high 27 points and Xavier Silas added 13, however the Tulsa Golden Hurricane shot 63 percent in the second half pulling away for a 81-68 victory over Colorado Monday night in the final tuneup for both schools in non-conference play.

"The lack of depth hurt us," said CU head coach Jeff Bzdelik. "It is very difficult to go seven deep. We lost our legs and that affected our ability to score. We were getting good shots, we just weren't making them and we were a step slow on defense in the second half. We aren't about explanations or excuses so give Tulsa credit. They shot the ball well and in the second half they were a step behind them in everything we did."

Tulsa reserve Glenn Andrews scored 15 of his 17 points in the second half and Ben Uzoh added 15. The Golden Hurricane, who have now won six straight, picked up their first road win of the season. The team entered the game having dropped three in a row away from the Donald W. Reynolds Center.

Tulsa (8-4) trailed 52-49 with 14:20 remaining before going on a 16-2 run behind the hot shooting of Andrews, who accounted for 14 points during the spurt by hitting four 3-pointers and knocking down a mid-range jumper.

The Golden Hurricane built up the lead to as many as 15 points after trailing by seven in the first half. The team hit 9 of 10 free throws over the final 5:11 to secure the win.

Brett McDade had 12 points and Rod Earls and Bishop Wheatley each added nine. Uzoh, the Golden Hurricane's leading scorer, was held to just a basket in the first half before finding his shot in the second half. He entered the game averaging 16.1 points.

CU (8-6) was led in scoring by Richard Roby, who finished with 27 points moving up to fifth place on the school's all-time scoring list, surpassing Emmett Lewis (1976-79).

Marcus Hall had 10 rebounds, nine assists and a career-high eight steals, but only four points. Xavier Silas finished with 13 points and Levi Knutson had 10.

GAME #15, JAN. 12, COLLEGE STATION, TEXAS AT TEXAS A&M

COLORADO (8-7, 0-1 BIG 12)													
Player	FGs	3-pt	FT	O-DR	F	TP	A	TO	B	S	Min		
Hall	g	6-10	0-2	0-0	0-1	1	1	12	6	1	0	1	37
Higgins	g	6-10	2-4	1-2	1-4	5	3	15	3	0	0	1	37
Silas	g	6-12	1-3	1-2	1-3	4	2	14	4	2	1	1	36
Roby	g	5-7	1-2	3-4	1-1	2	2	14	3	4	0	0	33
King-Stockton	f	3-3	0-0	0-0	0-2	2	4	6	0	1	3	1	29
Thorne II	g	0-1	0-1	0-0	0-0	0	0	0	1	0	0	0	5
Patteson	g	0-0	0-0	0-0	0-0	0	0	0	0	1	0	0	3
Knutson	g	0-1	0-0	0-0	0-0	0	0	0	0	0	0	0	12
Jackson-Wilson	g	3-3	0-0	2-2	1-0	1	1	8	1	1	0	0	8
Team					0-1								
Totals		29-47	4-12	7-10	4-12	16	16	69	18	10	4	4	200

FG%	1st Hlf	12-28	48.0%	2nd Hlf	17-22	77.3%	Game	61.7%
3-Pt.FG%	1st Hlf	2-9	22.2%	2nd Hlf	2-3	66.7%	Game	33.3%
FT%	1st Hlf	1-1	100%	2nd Hlf	6-9	66.7%	Game	70.0%
deadball rebounds:	1							

TEXAS A&M (15-1, 1-0 BIG 12)

TEXAS A&M (15-1, 1-0 BIG 12)													
Player	FGs	3-pt	FT	O-DR	F	TP	A	TO	B	S	Min		
Jordan	c	6-10	0-0	2-2	3-6	9	1	14	1	0	1	0	26
Sloan	g	5-11	3-5	0-1	1-1	2	1	13	2	1	0	1	31
Kirk	g	5-7	2-3	3-3	0-2	2	4	15	5	0	0	0	33
Carter	f	3-6	3-6	2-2	0-1	1	2	11	5	1	0	0	33
Jones	f	4-5	0-0	2-2	0-1	1	4	10	6	0	0	3	26
Davis	g	5-6	0-0	3-4	2-1	3	0	13	1	2	1	1	18
Roland	g	2-3	0-1	0-0	1-1	1	1	4	2	1	1	3	19
Elomu	g	0-0	0-0	0-0	1-2	3	1	0	0	1	0	0	7
Walkup	g	2-3	2-3	0-0	1-1	1	1	6	0	1	0	0	7
Team					1-0								
Totals		32-51	10-18	12-14	8-16	24	15	86	22	7	3	8	200

FG%	1st Hlf	15-27	55.6%	2nd Hlf	17-24	70.8%	Game	62.7%
3-Pt.FG%	1st Hlf	8-16	50.0%	2nd Hlf	2-2	10		

GAME #16, JAN. 15, BOULDER vs. NEBRASKA

NEBRASKA (11-4, 0-2 BIG 12)

Player	FGs	3-pt	FT	O-DR	F	TP	A	TO	B	S	Min
Maric c	5-9	0-0	4-5	3-6	9	2	14	2	2	2	0 31
Henry g	2-3	0-1	3-4	1-2	3	4	7	2	1	0	1 26
Dagunduro g	1-3	0-0	0-0	1-2	3	3	2	1	2	0	0 16
Miller g	6-10	4-8	2-2	0-1	1	4	18	2	1	0	0 34
Anderson g	1-6	1-4	3-4	1-8	9	3	6	1	1	1	1 31
Harley g	0-5	0-1	0-0	0-2	2	1	0	0	0	0	1 19
Strowbridge g	0-6	0-3	0-0	1-2	3	1	0	1	1	0	1 26
Ping g	0-1	0-0	0-0	0-1	1	0	0	0	1	0	0 2
Velander g	1-4	1-3	1-2	0-0	0	1	4	0	0	1	1 11
Balham g	0-0	0-0	0-0	0-0	0	0	0	0	0	0	0 2
Salomon g	0-0	0-0	0-0	0-0	0	1	0	0	0	0	0 2
Team			1-0								
Totals	16-47	6-20	13-17	8-24	32	20	51	9	9	4	5 200

FG% 1st Hlf 8-24 33.3% 2nd Hlf 8-23 34.8% Game 34.0%
 3-Pt.FG% 1st Hlf 3-11 27.3% 2nd Hlf 3-9 33.3% Game 30.0%
 FT % 1st Hlf 3-4 75.0% 2nd Hlf 10-13 76.9% Game 76.5%
 deadball rebounds: 1

COLORADO (9-7, 1-1)

Player	FGs	3-pt	FT	O-DR	F	TP	A	TO	B	S	Min
King-Steckn f	0-0	0-0	3-5	1-2	3	3	3	0	1	2	3 21
Hall g	4-11	1-5	0-2	1-1	2	3	9	4	2	0	2 38
Higgins g	5-10	2-4	1-2	2-4	6	1	13	1	1	0	0 35
Silas g	2-8	0-1	3-5	2-7	9	1	8	0	3	0	0 33
Roby g	4-10	1-4	3-4	3-7	10	1	12	3	0	3	1 37
Thorne II g	0-0	0-0	0-0	0-0	0	0	1	0	0	0	0 5
Knutson g	2-5	2-5	2-2	0-2	2	0	8	2	1	0	0 15
Jackson-Wilson g	1-2	0-0	0-2	2-3	5	4	2	0	2	0	0 14
Beckley g	0-0	0-0	0-0	0-0	0	1	0	0	0	0	0 2
Team			0-0								
Totals	18-46	6-19	13-22	11-26	37	14	55	11	10	5	6 200

FG% 1st Hlf 8-25 32.0% 2nd Hlf 10-21 47.6% Game 39.1%
 3-Pt.FG% 1st Hlf 4-13 30.8% 2nd Hlf 2-6 33.3% Game 31.6%
 FT % 1st Hlf 5-6 83.3% 2nd Hlf 8-16 50.0% Game 59.1%
 deadball rebounds: 2

Nebraska 22 29 51
 Colorado 25 30 55

Officials: Steve Welmer, Ted Hillary, Mike Thibodeaux
 Technicals: None. Attendance: 5773. Fouled out: none

BUFFS WIN BIG 12 HOME OPENER

BOULDER (AP) - University of Colorado freshman guard Cory Higgins scored a team-high 13 points and Richard Roby added 12 points and 10 rebounds to lead Colorado to a 55-51 win over Nebraska Tuesday night.

It was CU's ninth win of the season and it evened their conference mark at one.

Xavier Silas nearly recorded his first double-double scoring eight points and grabbing nine rebounds, while Marcus King-Stockton started his second straight game for the Buffs, tallied a career-high three steals with two blocks.

It was the lowest scoring game between these two schools in nearly 28 years since Nebraska won 53-44 on Jan. 19, 1980.

CU (9-7, 1-1 Big 12) ended its two-game losing streak as the Buffaloes held the Cornhuskers to a season-low 51 points.

Cookie Miller led Nebraska (11-4, 0-2) with 18 points. Aleks Maric had 14 points and nine rebounds for the Cornhuskers who lost back-to-back games after winning six straight.

The Buffaloes kept to their winning ways against Nebraska, winning their sixth of their last seven over their rivals.

Roby, who averaged 24 points a game against NU in three home games, recorded his eighth career double-double improving CU 7-1 when he performs that feat. Higgins led CU in scoring for the second straight game, also equaled his season-best six rebounds.

Defenses dominated the first half. Colorado led 25-22 after shooting 32 percent from the field while the Cornhuskers were slightly better at 33 percent.

Roby converted a free throw and an off balance jump shot in the final 1:15 of the first half for the difference.

GAME #17, JAN. 19, AUSTIN, TEXAS at TEXAS

COLORADO (9-8, 1-2 BIG 12)

Player	FGs	3-pt	FT	O-DR	F	TP	A	TO	B	S	Min
King-Steckn. f	1-3	0-0	0-2	2-2	4	3	2	2	1	0	0 20
Hall g	4-10	2-4	0-0	0-5	5	4	10	1	2	0	0 32
Higgins g	2-4	2-4	2-2	0-8	8	3	8	3	2	0	1 33
Silas g	5-13	0-5	5-5	0-4	4	4	15	2	1	1	0 38
Roby g	8-13	1-3	1-3	4-1	5	3	18	1	4	2	0 31
Thorne II g	2-5	2-3	2-2	1-1	2	1	8	0	1	1	0 17
Knutson g	1-3	0-1	2-2	1-0	1	0	4	1	0	0	0 14
Jackson-Wilson g	1-3	0-0	0-0	1-0	1	1	2	1	2	0	0 15
Team			1-3	4							
Totals	24-54	7-20	12-16	10-24	34	19	67	11	13	5	1 200

FG% 1st Hlf 14-26 53.8% 2nd Hlf 10-28 35.7% Game 44.4%
 3-Pt.FG% 1st Hlf 7-13 53.8% 2nd Hlf 0-7 00.0% Game 35.0%
 FT % 1st Hlf 2-2 100% 2nd Hlf 10-14 71.4% Game 75.0%
 deadball rebounds: 3, 2

TEXAS (14-3, 1-1 BIG 12)

Player	FGs	3-pt	FT	O-DR	F	TP	A	TO	B	S	Min
Johnson f	1-4	0-0	0-0	0-1	1	1	2	0	1	0	0 10
James f	3-8	0-0	0-0	2-6	8	4	6	0	1	0	0 21
Atchley c	6-7	2-3	1-1	4-1	5	2	15	1	2	1	1 32
Abrams g	6-19	4-4	1-1	0-2	2	4	17	0	1	0	3 39
Augustin g	8-16	2-5	7-11	1-4	5	1	25	5	1	0	0 39
Lewis g	0-0	0-0	0-0	0-0	0	0	0	0	0	0	0 1
Wangmene g	0-2	0-0	0-1	1-0	1	2	0	0	0	0	0 7
Mooney g	0-0	0-0	0-0	1-1	2	1	0	1	0	0	0 5
Mission g	1-5	0-2	0-0	4-2	6	3	2	1	4	2	3 36
Pittman g	0-1	0-0	0-1	0-1	1	0	0	0	0	1	0 2
Chapman g	1-2	0-0	0-0	0-0	0	0	2	0	0	0	0 8
Team			2-2	4							
Totals	26-64	8-24	9-15	15-20	35	18	69	9	7	6	6 200

FG% 1st Hlf 10-27 37.0% 2nd Hlf 16-37 43.2% Game 40.6%
 3-Pt.FG% 1st Hlf 3-11 27.3% 2nd Hlf 5-13 38.5% Game 33.3%
 FT % 1st Hlf 5-9 55.6% 2nd Hlf 4-6 66.7% Game 60.0%
 deadball rebounds: 3, 1

Colorado	37	30	67
Texas	28	41	69

Officials: Scott Thornley, Brad Ferrie, Greg Rennearbe
 Technicals: None. Attendance: 16755. Fouled out: none

'HORNS HOLD ON, DEFEAT BUFFS

AUSTIN, Texas (AP) - Richard Roby scored a team-high 18 points and Xavier Silas added 15, but the No. 19 Texas Longhorns came back in the second half to score a 69-67 victory over Colorado.

Colorado (9-8, 1-2 Big 12), led the game 37-28 at half-time. The Buffs went 7-of-13 from the floor in the first half.

Roby's 18 points moved him into fourth place for Colorado all-time scoring. Cory Higgins grabbed a career-high eight rebounds and Dwight Thorne scored two 3-pointers, a personal best.

Texas (14-3, 1-1) struggled to score in the first half after wingman Damion James, the Longhorns most consistent scorer of late, went to the bench six minutes in with his second foul.

"The competitive spirit was there," said CU head coach Jeff Bzdelik on the AM-760 post-game show. "We need to rebound better and cash in when we have opportunities at the rim or free throw line. You can learn from wins and losses, we just need to get a little better. They really got into us and we got out of our offense a little bit."

D.J. Augustin scored 25 points for Texas and A.J. Abrams finished with 17 points and four 3-pointers. Texas trailed 41-28 early in the second half before Abrams hit a 3-pointer, then converted a 3-point play. The Longhorns took the lead behind a 24-6 run.

Even with Texas' big rally, Colorado almost came back at the end. Texas nearly wasted the effort when the offense went into a late funk. Connor Atchley's 3-point play with 4:25 to play put Texas up 69-59 but it was the Longhorns' last basket of the game.

A jumper by Roby and a layup by Marcus Hall cut the lead to four. Colorado's last chance came when the Buffaloes forced a shot clock violation with 18 seconds left. Roby's tip-in at the buzzer closed the gap to two points.

GAME #18, JAN. 23, BOULDER vs. KANSAS STATE

KANSAS STATE (13-4, 3-0 BIG 12)

Player	FGs	3-pt	FT	O-DR	F	TP	A	TO	B	S	Min
Gilbert f	3-7	0-1	1-1	2-1	3	3	7	2	2	0	0 22
Walker f	6-12	1-1	5-6	2-6	8	4	18	0	1	0	0 26
Beasley f	9-17	0-1	11-13	6-7	13	3	29	2	3	1	3 28
Young g	2-5	1-2	2-2	2-2	4	2	7	4	1	0	3 36
Stewart g	0-3	0-1	1-2	1-1	2	3	1	0	1	0	2 22
Pullen g	2-8	1-4	0-3	0-2	2	1	5	1	1	0	1 26
Sutton g	0-2	0-0	0-0	1-0	1	2	0	0	1	0	0 6
Merriewether g	0-0	0-0	0-0	0-0	0	0	0	1	0	0	0 9
Kent g	2-3	0-1	1-2	1-5	6	4	5	2	0	0	1 22
Colon g	0-0	0-0	0-0	1-0	1	1	0	0	1	0	0 3
Team			1-0	1							
Totals	24-57	3-11	21-29	17-24	41	23	72	12	12	1	10200

FG% 1st Hlf 12-29 41.4% 2nd Hlf 12-28 42.9% Game 42.1%
 3-Pt.FG% 1st Hlf 3-9 33.3% 2nd Hlf 0-2 00.0% Game 27.3%
 FT % 1st Hlf 7-10 70.0% 2nd Hlf 14-19 73.7% Game 72.4%
 deadball rebounds: 5

COLORADO (9-9, 1-3 BIG 12)

Player	FGs	3-pt	FT	O-DR	F	TP	A	TO	B	S	Min
King-Steckn. f	0-0	0-0	1-4	2-2	4	5	1	1	1	1	0 18
Hall g	2-4	0-2	0-2	0-1	1	0	4	5	3	0	2 38
Higgins g	3-6	2-3	2-4	2-2	4	1	10	1	4	1	1 34
Silas g	3-10	1-2	2-3	1-4	5	4	9	2	4	0	1 31
Roby g	8-17	2-4	9-12	3-6	9	4	27	0	3	2	0 35
Thorne g	0-1	0-0	0-0	0-1	1	3	0	0	0	0	0 7
Knutson g	0-4	0-3	0-0	0-2	2	2	0	2	0	0	0 21
Jackson-Wilson g	1-3	0-0	3-6	3-1	4	3	5	1	2	2	0 16
Team			0-0								
Totals	17-45	5-14	17-31	11-19	30	22	56	12	17	6	4 200

FG% 1st Hlf 8-25 32.0% 2nd Hlf 9-20 45.0% Game 37.8%
 3-Pt.FG% 1st Hlf 4-9 44.4% 2nd Hlf 1-5 20.0% Game 35.7%
 FT % 1st Hlf 6-13 46.2% 2nd Hlf 11-18 61.1% Game 54.8%
 deadball rebounds: 7

Kansas State	34	38	72
Colorado	26	30	56

Officials: Rick Hartzell, Terry Moore, Darron George
 Technicals: None. Attendance: 6992. Fouled out: King-Stockton.

K-STATE TOO MUCH FOR BUFFS

BOULDER (AP) - Richard Roby scored a team-high 27 points, the sixth time that he has scored over the 20-point barrier this season, however Kansas State's Michael Beasley countered with 26 of his game-high 29 points in the second half to lead the Wildcats to a 72-56 conference win at the Coors Events Center, Wednesday night.

Beasley was 9-for-15 shooting in the second half in addition to grabbing a game-high 13 rebounds. Bill Walker added 18 points for Kansas State (13-4, 3-0 Big 12) which won for the fourth straight time.

Cory Higgins added 10 points for Colorado (9-9, 1-3), which hurt itself by hitting only 17-of-31 free throws. CU was led on the boards by Roby, who finished with a team-high nine boards.

The Buffaloes got within 34-30 after scoring the first six points of the second half. But Beasley gave Kansas State some breathing room, 37-30, with his first field goal of the game on a two-fisted jam off a steal with 16:20 remaining.

The Wildcats led 45-33 after baskets by Walker and Beasley and 53-38 after Beasley's two free throws. Higgins' layup and a 3-pointer by Xavier Silas cut it to 53-43 with 8:08 to play, but Kansas State went up 64-47 as Beasley scored nine of his team's next 11 points.

Foul trouble limited Beasley to 10 minutes and three points in the first half, but he contributed three free throws in a 15-0 run that put Kansas State up 27-13 with 8:54 left. Roby had eight points the rest of the half as Colorado reduced the gap to 34-26 at halftime.

Another difference in the game came on the boards, where Kansas State out-rebounded the Buffs by a 41-30 margin, only the second time CU has been out-rebounded by 10 or more this season (Stanford).

GAME #19, JAN. 26, BOULDER vs. MISSOURI

MISSOURI (12-8, 2-3 BIG 12)

Player	FGs	3-pt	FT	O-DR	F	TP	A	TO	B	S	Min	
Carroll	f 3-6	0-0	0-2	4-2	6	3	6	3	2	1	0	23
Brown	f 0-0	0-0	0-0	0-0	0	0	0	0	0	0	0	10
Hannah	g 5-15	1-5	2-5	2-4	6	1	13	5	4	0	1	28
Horton	g 1-3	1-2	0-0	1-3	4	3	3	2	0	0	1	25
Lawrence, Mg	3-7	3-7	0-0	0-1	1	1	9	0	1	0	0	24
Lawrence, K	1-5	1-2	0-0	1-0	1	1	3	0	1	0	1	25
Tiller	1-2	0-1	2-2	0-1	1	5	4	1	1	0	0	17
Lyons	9-13	0-0	4-4	3-4	7	3	22	3	1	0	1	22
Safford	0-1	0-0	0-0	0-0	0	0	0	1	0	0	0	5
Butterfield	2-6	0-1	2-2	1-0	1	3	6	2	0	0	0	21
Team	3-2 5											
Totals	25-58	6-18	10-15	15-17	32	20	66	16	12	1	4	200

FG%	1st Hlf	9-25	36.0%	2nd Hlf	16-33	48.5%	Game	43.1%
3-Pt.FG%	1st Hlf	1-5	25.0%	2nd Hlf	4-10	40.0%	Game	33.3%
FT %	1st Hlf	4-5	80.0%	2nd Hlf	6-10	60.0%	Game	66.7%
deadball rebounds:	1							

COLORADO (9-10, 1-4 BIG 12)

Player	FGs	3-pt	FT	O-DR	F	TP	A	TO	B	S	Min	
King-Stekln.	f 2-3	0-0	1-2	4-1	5	4	5	0	2	2	0	21
Hall	g 11-13	4-6	2-2	2-3	5	5	28	3	2	0	3	39
Higgins	g 1-3	0-1	5-6	2-3	5	1	7	3	3	0	3	38
Silas	g 1-8	0-3	3-5	0-0	0	0	5	2	2	0	2	27
Roby	g 4-11	0-1	5-7	1-13	14	3	13	3	4	1	1	39
Thorne II	0-3	0-1	0-0	1-0	1	0	0	2	0	0	0	14
Knutson	0-1	0-1	0-0	0-0	0	0	0	2	0	0	0	3
Jackson-Wilson	1-2	0-0	0-0	1-0	1	3	2	0	1	0	0	15
Beckley	0-0	0-0	2-2	0-1	1	2	0	0	0	0	0	4
Team	0-1 1											
Totals	20-44	4-13	18-24	11-22	33	17	62	13	16	3	9	200

FG%	1st Hlf	12-25	52.2%	2nd Hlf	8-21	38.1%	Game	45.5%
3-Pt.FG%	1st Hlf	4-7	57.1%	2nd Hlf	0-6	00.0%	Game	30.8%
FT %	1st Hlf	6-9	66.7%	2nd Hlf	12-15	80.0%	Game	75.0%
deadball rebounds:	2							

Missouri	24	42	66
Colorado	34	28	62

Officials: Gerry Pollard, James Breeding, Mark Whitehead
 Technicals: None. Attendance: 5257. Fouled out: Tiller, Hall.

MISSOURI RALLYS IN SECOND HALF

BOULDER (AP) - Marcus Hall scored a season-high 28 points and Richard Roby added 13, however the Missouri Tigers grabbed the lead late in the second half and came out victorious with a 66-62 win over Colorado, Saturday afternoon.

Leo Lyons scored 16 of his 22 points in the second half and Missouri overcame a 13-point deficit over the final 10 minutes.

The Tigers (12-8, 2-3), who snapped a three-game losing streak and a five-game road skid, never led in the first 38 minutes. Then, Matt Lawrence set up in the left corner and swished a 3-pointer that gave Missouri a 61-60 lead with 2 minutes left.

Colorado fared better from the field, sinking 20-of-44 compared to Missouri's 25-of-58.

DeMarre Carroll missed the front end of a 1-and-1 with 34 seconds left and on the next Buffs' possession, but Stefhon Hannah stole it and laid it in for a 65-62 lead.

Xavier Silas missed a 3-pointer for the tie and Hannah, who scored 11 of his 13 points after half-time, sank a free throw for the final margin.

Hall scored 20 first-half points as the Buffs (9-10, 1-4) built a 34-24 halftime lead, one they would stretch to 50-37 halfway through the second half. The Tigers reeled off eight straight points to cap a 13-3 spurt that pulled them to 53-50 with 6 1/2 minutes remaining, and they kept chipping away until Lawrence's 3-pointer put them ahead for good. Lawrence finished with nine points.

Roby scored his ninth double-double of the season, grabbing 14 boards and 13 points. The Buffs outrebounded the taller Tigers, 33-32.

Hall scored 20 points in the first half on 8-of-9 shooting, including 4-of-5 from three-point range.

GAME #20, JAN. 29, AMES, IOWA at Iowa State

COLORADO (9-11, 1-5 BIG 12)

Player	FGs	3-pt	FT	O-DR	F	TP	A	TO	B	S	Min	
Hall	g 4-11	1-3	0-3	3-6	9	0	9	1	1	0	1	38
Higgins	g 1-8	0-4	2-2	1-1	2	4	4	1	3	0	5	33
Silas	g 0-3	0-2	3-4	0-2	2	4	3	1	5	0	0	24
Roby	g 5-7	2-2	1-2	0-5	5	13	0	2	1	0	3	34
King-Stekln.	f 1-2	0-0	1-2	1-1	2	5	3	0	3	3	0	13
Thorne II	0-0	0-0	0-0	0-0	0	0	0	1	0	0	0	13
Coney	0-0	0-0	0-0	0-0	0	0	0	0	0	0	0	1
Knutson	0-5	0-3	0-0	0-2	2	0	0	1	0	0	0	18
Zehnder	0-0	0-0	0-0	0-0	0	1	0	0	0	0	0	1
Jackson-Wilson	4-8	0-0	1-2	2-3	5	3	9	0	0	1	1	23
Beckley	0-0	0-0	0-0	0-1	1	0	0	0	0	0	0	2
Team	1-1 2											
Totals	15-44	3-14	8-15	8-22	30	22	41	5	15	5	7	200

FG%	1st Hlf	10-23	43.5%	2nd Hlf	5-21	23.8%	Game	34.1%
3-Pt.FG%	1st Hlf	1-8	12.5%	2nd Hlf	2-6	33.3%	Game	21.4%
FT %	1st Hlf	1-3	33.3%	2nd Hlf	7-12	58.3%	Game	53.3%
deadball rebounds:	3							

IOWA STATE (13-8, 3-3 BIG 12)

Player	FGs	3-pt	FT	O-DR	F	TP	A	TO	B	S	Min	
Clark	* 2-3	0-1	0-0	2-5	7	4	4	1	1	1	0	21
Brackins	* 4-11	0-1	2-5	1-6	7	2	10	0	2	3	2	28
Peterson	* 2-4	0-1	0-0	1-1	2	4	4	4	0	0	3	29
Hubalek	* 3-5	0-0	4-7	2-3	5	1	10	2	2	1	1	27
Johnson	* 1-2	0-1	0-0	0-1	1	0	2	0	1	0	0	8
Boozler	0-1	0-1	0-0	0-1	1	0	0	0	0	0	0	2
Lee	2-2	0-0	2-3	0-3	3	3	6	1	1	0	0	23
Garrett	2-6	1-2	0-1	0-1	1	2	5	2	2	0	0	15
Thompson	1-5	0-1	0-0	1-0	1	0	2	1	1	1	1	11
Haluska	3-5	2-3	1-2	0-3	3	1	9	0	0	0	0	24
Johnson	1-2	0-0	3-4	1-1	2	1	5	1	0	0	1	12
Team	2-0 2											
Totals	21-46	3-11	12-22	10-25	35	18	57	12	11	6	8	200

FG%	1st Hlf	5-23	21.7%	2nd Hlf	16-23	69.6%	Game	45.7%
3-Pt.FG%	1st Hlf	0-6	0.0%	2nd Hlf	3-5	60.0%	Game	27.3%
FT %	1st Hlf	5-7	71.4%	2nd Hlf	7-15	46.7%	Game	54.5%
deadball rebounds:	3							

Colorado	22	19	41
Iowa State	15	42	57

Officials: Steve Welmer, Steve Olson, John Higgins
 Technicals: None. Attendance: 11954. Fouled out: King-Stockton, Roby.

BUFFS FALL AT ISU

AMES, Iowa (AP) - Richard Roby scored a game-high 13 points and Marcus Hall added nine points and nine rebounds, but the Iowa State Cyclones took the lead in the second half, running to a 57-41 victory over Colorado, Tuesday night.

Craig Brackins and Jiri Hubalek each scored 10 points for Iowa State.

Reserve guard Sean Haluska added a career-high nine points for the Cyclones (13-8, 3-3 Big 12), who held Colorado to a season low for points. Freshman Cory Higgins snagged a career-high five steals.

Iowa State's ninth straight win at home came at a price. Wesley Johnson, the Cyclones' leading scorer, is out indefinitely, according to Iowa State coach Greg McDermott. Johnson missed the first four games of the season with a bone bruise in his left foot.

McDermott said that Johnson appeared to re-aggravate that injury when he came down on a Colorado player's foot.

The Buffs held the Cyclones to a season-low 15 points in the first half.

Iowa State struggled against Colorado's press, which allowed the Buffaloes to jump out to an early lead. Things only got worse for the Cyclones after Johnson headed to the locker room, as they went scoreless over the final 4:44 of the first half. The Buffaloes took a 22-15 lead into the break on a jumper by Roby just before the buzzer.

The Cyclones pulled away from Colorado (9-11, 1-5) down the stretch. Haluska hit a 3 and Diante Garrett hit a layup - drawing Richard Roby's fifth foul in the process - to help Iowa State jump ahead 47-39 with 4:04 left. Colorado had just 19 points in the second half, on 5-of-21 shooting from the field. Iowa State has now beaten Colorado in 16 of their last 17 meetings in Ames.

GAME #21, FEB. 1, BOULDER vs. KANSAS

KANSAS (21-1, 6-1 BIG 12)

Player	FGs	3-pt	FT	O-DR	F	TP	A	TO	B	S	Min	
Arthur	f 4-8	0-0	1-1	2-2	4	4	9	2	4	2	0	25
Jackson	f 4-7	0-0	10-10	1-3	4	4	18	0	0	0	0	30
Robinson	g 0-2	0-1	1-2	1-3	4	1	1	4	1	0	0	33
Chalmers	g 3-7	0-1	2-3	0-4	4	2	8	6	1	2	0	39
Rush	g 5-12	2-6	3-4	2-4	6	2	15	0	2	0	2	22
Collins	4-4	1-1	0-0	0-0	1	9	1	5	0	0	0	17
Stewart	0-0	0-0	0-0	0-3	3	1	0	1	1	0	0	10
Case	0-0	0-0	0-0	0-0	0	1	0	0	0	0	0	2
Kaun	4-5	0-0	4-5	1-2	3	2	12	0	2	1	0	21
Aldrich	0-0	0-0	0-0	0-0	0	0	0	0	0	0	0	1
Team	3-3 6											
Totals	24-45	3-9	21-25	10-24	34	18	72	14	16	5	3	200

FG%	1st Hlf	10-22	45.5%	2nd Hlf	14-23	60.9%	Game	53.3%
3-Pt.FG%	1st Hlf	1-6	16.7%	2nd Hlf	2-3	66.7%	Game	33.3%
FT %	1st Hlf	9-10	90.0%	2nd Hlf	12-15	80.0%	Game	84.0%
deadball rebounds:	2							

COLORADO (9-12, 1-6 BIG 12)

Player	FGs	3-pt	FT	O-DR	F	TP	A	TO	B	S	Min	
King-Stekln.	f 0-0	0-0	3-5	1-2	3	4	3	2	0	2	0	27
Hall	g 5-9	3-6	0-0	1-2	3	1	13	5	3	0	1	40
Higgins	g 5-10	1-2	0-0	1-1	2	3	11	3	1	0	1	39
Thorne II	g 2-6	1-2	1-3	1-3	4	3	6	2	3	0	2	25
Roby	g 8-15	4-6	2-2	1-5	6	3	22	1	3	1	1	38
Coney	0-2	0-2	0-0	0-0	0	0	0	0	0	0	0	2
Patterson	0-0	0-0	0-0	0-0	0	2	0	0	0	0	0	5
Knutson	0-6	0-5	0-0	0-0	0	0	1	0	0	0	0	14
Jackson-Wilson	2-2	0-0	0-0	1-0	1	4	4	0	2	0	0	10
Team												

GAME #22, FEB. 6, STILLWATER, OKLA.

AT OKLAHOMA STATE

COLORADO (9-13, 1-7 BIG 12)

Player	FGs	3-pt	FT	O-DR	F	TP	A	TO	B	S	Min	
King-Slkn. f	1-4	0-0	0-4	1-2	3	3	2	0	0	1	0	20
Hall g	5-9	2-3	0-1	1-1	2	4	12	3	5	0	0	40
Higgins g	2-5	1-3	6-7	1-3	4	4	11	2	1	0	1	38
Thorne II g	1-4	1-3	0-0	0-1	1	1	3	0	0	0	1	16
Roby g	5-10	3-6	9-10	0-7	7	4	22	3	5	1	1	39
Silas g	3-4	1-2	1-2	0-1	1	5	8	0	0	2	0	21
Patterson g	0-3	0-2	0-0	1-0	1	2	0	1	0	0	0	9
Knutson g	0-0	0-0	0-0	0-0	0	0	0	0	0	0	0	2
Jackson-Wilson g	2-5	0-0	1-1	0-6	6	4	5	1	0	0	1	1
Team	1-0 1											
Totals	19-44	8-19	17-25	5-21	26	27	63	10	12	4	4	200

FG%	1st Hlf	5-20	25.0%	2nd Hlf	14-24	58.3%	Game	43.2%
3-Pt.FG%	1st Hlf	2-8	25.0%	2nd Hlf	6-11	54.5%	Game	42.1%
FT %	1st Hlf	4-10	40.0%	2nd Hlf	13-15	86.7%	Game	68.0%
deadball rebounds:	4							

OKLAHOMA STATE (11-11, 2-6 BIG 12)

Player	FGs	3-pt	FT	O-DR	F	TP	A	TO	B	S	Min	
Dove f	0-2	0-0	3-4	1-2	3	4	3	0	0	2	0	35
Thomas c	3-6	0-1	3-6	3-7	10	5	9	1	0	0	0	26
Eaton g	2-2	0-0	9-13	0-3	2	13	2	2	0	2	23	
Muonelo g	1-8	0-5	4-6	1-2	3	2	6	2	3	0	1	25
Anderson g	6-13	2-5	2-3	2-1	3	0	16	0	2	0	0	33
Harris g	2-6	0-1	4-5	0-2	2	2	8	2	0	0	0	24
Hatch g	1-1	1-1	0-0	0-0	2	3	0	0	0	0	0	5
Adams g	3-5	0-0	0-1	5-4	9	3	6	0	1	1	0	14
Sidorakis g	0-1	0-0	0-0	0-2	2	0	0	2	0	2	15	
Team	1-1 2											
Totals	18-44	3-13	25-38	13-24	37	20	64	7	10	3	5	200

FG%	1st Hlf	9-24	37.5%	2nd Hlf	9-20	45.0%	Game	40.9%
3-Pt.FG%	1st Hlf	2-13	22.2%	2nd Hlf	1-4	25.0%	Game	23.1%
FT %	1st Hlf	5-10	50.0%	2nd Hlf	20-28	71.4%	Game	65.8%
deadball rebounds:	0							

Colorado	16	47	63
Oklahoma State	25	39	64

Officials: Steve Welmer, Paul Janssen, James Breeding
 Technicals: None. Attendance: 13039. Fouled out: Silas, Thomas, Higgins.

COWBOYS HOLD ON, EDGE CU

STILLWATER, Okla. (AP) - Richard Roby scored a game-high 22 points and Marcus Hall added 12, however the Cowboys ran to a 64-63 victory.

James Anderson scored 16 points, helping Oklahoma State ended a six-game losing streak - it's longest in more than two decades.

Oklahoma State (11-11, 2-6 Big 12) won for the 21st time in its last 22 home games against Colorado (9-13, 1-7) in a matchup of teams that entered tied for last place in the conference.

Until this season, the Cowboys hadn't lost six straight games since the 1986-87 season.

Roby set a school record with his 106th career start, breaking a mark set by Donnie Boyce from 1991 to 1995.

Colorado rallied from a nine-point halftime deficit to tie the game at 36-36 on two free throws by Roby with 10:13 left. But Terrel Harris started a 9-0 Oklahoma State run with two free throws with 9:06 left. He capped the spurt with a dunk that followed a steal and pass by Byron Eaton and put the Cowboys up 45-36 with 6:05 left.

Cory Higgins pulled CU within 49-46 with a 3-pointer from the corner with 2:56 left. Marcus Dove and Eaton each hit a pair of free throws for Oklahoma State to make it 53-46.

The Buffaloes chipped away at its deficit after that but came no closer than one point when Hall launched a half-court heave at the buzzer. Just before that, Eaton had made two free throws with 1.2 seconds left.

Colorado went 5-of-20 from the field in the first half and made just 4-of-10 free throws. The Buffaloes didn't hit double figures in the scoring column until 15 minutes into the game.

Hall scored 12 points, raising his career total to 1,008. He is the 25th player in school history to score 1,000 points or more in his career. Higgins added 11 points for the Buffs.

GAME #23, FEB. 9, BOULDER

VS. OKLAHOMA

OKLAHOMA (15-8, 3-5 BIG 12)

Player	FGs	3-pt	FT	O-DR	F	TP	A	TO	B	S	Min	
Griffin, B f	11-17	0-1	3-6	1-4	5	4	25	5	2	1	1	36
Griffin, T f	4-8	0-0	0-1	4-2	6	4	8	0	2	1	0	30
Crocker g	3-10	3-9	0-0	2-2	4	4	9	3	3	0	0	36
Godbold g	4-10	0-4	0-0	5-0	5	4	8	3	1	0	0	38
Johnson g	1-7	1-5	1-2	0-1	1	3	4	1	1	0	3	31
Leary g	0-3	0-3	0-0	1-1	2	0	0	1	2	0	0	12
Davis g	1-5	0-4	2-2	1-0	1	4	4	2	0	0	0	17
Gerber g	0-0	0-0	0-0	0-0	0	0	0	0	0	0	0	0+
Team	3-1 4											
Totals	24-60	4-26	6-11	17-11	28	23	58	15	11	2	4	200

FG%	1st Hlf	11-28	39.3%	2nd Hlf	13-32	40.6%	Game	40.0%
3-Pt.FG%	1st Hlf	2-13	15.4%	2nd Hlf	2-13	15.4%	Game	15.4%
FT %	1st Hlf	3-6	50.0%	2nd Hlf	3-5	60.0%	Game	54.5%
deadball rebounds:	1							

COLORADO (10-13, 2-7 BIG 12)

Player	FGs	3-pt	FT	O-DR	F	TP	A	TO	B	S	Min	
King-Slkn. f	0-0	0-0	0-0	0-2	2	4	0	0	0	0	0	10
Hall g	7-9	2-3	3-4	0-1	1	0	19	3	1	0	3	40
Higgins g	2-5	1-1	4-4	0-7	7	2	9	4	1	0	1	39
Thorne II g	1-2	1-2	4-4	0-0	0	1	7	1	0	0	0	20
Roby g	5-6	1-2	8-11	0-5	5	4	19	2	3	1	2	30
Silas g	1-5	0-0	4-4	1-4	5	1	6	1	2	0	0	20
Knutson g	3-4	2-3	0-0	0-0	0	0	8	0	1	0	0	12
Jackson-Wilson g	1-2	0-0	2-2	1-3	4	3	4	3	3	2	0	23
Beckley g	0-0	0-0	0-0	0-0	2	0	0	1	0	0	0	6
Team	1-1 2											
Totals	20-33	7-11	25-29	3-23	26	17	72	14	13	3	6	200

FG%	1st Hlf	10-17	58.8%	2nd Hlf	10-16	62.5%	Game	60.6%
3-Pt.FG%	1st Hlf	5-8	62.5%	2nd Hlf	2-3	66.7%	Game	63.6%
FT %	1st Hlf	8-11	72.7%	2nd Hlf	17-18	94.4%	Game	86.2%
deadball rebounds:	3							

Oklahoma	27	31	58
Colorado	23	29	72

Officials: Curtis Shaw, Kelly Self, Kipp Kissinger
 Technicals: B. Griffin, Roby, Silas. Attendance: 5206. Fouled out: none.

BUFFS ROLL OVER SOONERS, 72-58

BOULDER (AP) - Richard Roby and Marcus Hall each scored 19 points helping Colorado snap a six-game slide with a 72-58 win over Oklahoma on Saturday.

The Buffaloes (10-13, 2-7 Big 12) led by as many as 14 points early in the second half and then withstood a late Oklahoma charge, sending the Sooners to their third straight loss.

Colorado hit 20-of-33 from the field (61%) while the Sooners managed 24-of-60 (40%).

"We executed really well today, and we were consistent," said CU head coach Jeff Bzdelik. "I think that we handled their zone well, and had some good looks. We set good screens and executed our back doors. The shot distribution was also good, and that gave us good balance. I saw a lot of improvement out there today."

Hall played all 40 minutes for the sixth time this season. He also had three assists and three steals.

The Sooners (15-8, 3-5) were led in scoring by freshman Blake Griffin with 25 points, two points shy of tying his career high set against Kansas State on Jan. 12. He also had five assists and five rebounds. Tony Crocker added nine points, all on 3-pointers, while Taylor Griffin and David Godbold each added eight points.

Colorado put two defenders on Blake Griffin to try to slow him down, but the play didn't work. Griffin got free anyway, helping the Sooners dominate inside. Oklahoma outscored Colorado 36-18 in the paint. The Buffaloes were outrebounded on the offensive glass 17-3 by the Sooners.

Roby scored 11 of his 19 points in the second half. He has now scored in double figures in 15 straight games. Roby also moved to within 28 points of passing Shaun Vandiver for third place on the Buffaloes' all-time scoring list.

Colorado has now beaten the Sooners three straight times at Coors Events Center. However, Oklahoma still has won 43 of the last 49 meetings, and 22 straight against Colorado in Norman, Okla.

GAME #24, FEB. 16, LAWRENCE, KAN.

AT KANSAS

COLORADO (10-14, 2-8 BIG 12)

Player	FGs	3-pt	FT	O-DR	F	TP	A	TO	B	S	Min	
King-Slkn. f	1-2	0-0	0-0	0-3	3	2	2	1	0	0	1	23
Hall g	7-12	1-3	0-0	0-6	6	3	15	2	3	0	0	39
Higgins g	3-6	1-2	2-2	1-4	5	2	9	3	4	0	1	35
Thorne II g	0-1	0-1	0-0	0-0	0	1	0	2	1	0	2	21
Roby g	1-11	0-3	0-2	1-2	3	4	2	0	2	0	0	26
Silas g	1-6	1-2	4-4	2-0	2	1	7	0	1	0	1	18
Coney g	0-1	0-1	0-0	0-0	0	0	0	0	0	0	0	5
Patterson g	0-2	0-2	0-0	0-2	1	0	0	1	0	0	0	8
Knutson g	3-4	2-2	0-0	0-1	1	0	8	1	0	0	0	17
Jackson-Wilson g	1-3	0-0	0-0	0-1	1	2	2	0	2	1	0	2
Team	1-0 1											
Totals	17-48	5-16	6-8	5-19	24	16	45	9	15	1	5	200

FG%	1st Hlf	9-24	37.5%	2nd Hlf	8-24	33.3%	Game	35.4%
3-Pt.FG%	1st Hlf	2-6	33.3%	2nd Hlf	3-10	30.0%	Game	31.3%
FT %	1st Hlf	0-0	0.0%	2nd Hlf	6-8	75.0%	Game	75.0%
deadball rebounds:	1							

KANSAS (24-2, 9-2 BIG 12)

Player	FGs	3-pt	FT	O-DR	F	TP	A	TO	B	S	Min	
Arthur f	4-9	0-0	0-0	3-3	6	2	8	2	0	0	0	21
Jackson f	5-7	0-0	2-4	1-1	2	12	1	0	0	0	0	23
Robinson g	1-2	1-2	1-2	2-3	5	0	4	5	1	0	1	26
Chalmers g	3-5	3-5	4-4	0-3	3	3	13	5	2	2	2	30
Rush g	3-9	1-5	0-0	2-5	7	1	7	5	3	2	1	27
Teahan g	0-1	0-1	0-0	0-0	0	0	0	1	1	0	0	3
Collins g	2-6	1-3	0-0	1-4	5	1	5	3	3	0	1	23
Stewart g	0-0	0-0	0-0	0-0	0	0	0	0	1	0	0	3
Case g	0-1	0-0	0-0	0-0	0	0	0	0	0	0	0	2
Bechard g	0-0	0-0	0-0	0-0	0	0	0	0	0	0	0	1
Reed g	2-3	2-3	0-0	1-1	3	6	0	0	0	0	0	8
Buford g	0-0	0-0	0-0	0-0	0							

GAME #25, FEB. 20, BOULDER, COLO.

VS. TEXAS TECH

TEXAS TECH (14-11, 5-6 BIG 12)

Player	FGs	3-pt	FT	O-DR	F	TP	A	TO	B	S	Min	
Singletary f	3-7	0-0	1-2	2-2	4	7	0	1	0	0	12	
Suljagic f	6-7	0-0	1-2	0-10	10	13	0	1	0	1	26	
Zeno g	5-5	0-0	4-4	0-1	1	2	14	4	4	0	30	
Voskuil g	7-10	4-5	2-3	0-6	6	3	20	2	2	0	39	
Roberson g	8-12	3-6	1-2	0-3	3	1	20	3	4	0	39	
Craig	0-1	0-0	0-0	1-01	1	0	0	0	0	0	1	
Roberts	0-1	0-0	0-0	0-2	2	0	0	0	1	1	4	
Hoffmeister	0-0	0-0	0-0	0-0	0	0	0	0	0	0	1	
Cook	1-2	0-0	2-2	1-1	2	0	4	0	1	0	8	
Prince	1-2	0-0	0-0	0-1	1	2	0	0	0	0	6	
Rizvic	0-0	0-0	0-0	0-0	0	0	0	0	0	0	1	
Burgess	3-8	0-1	1-2	1-1	2	2	7	5	1	0	32	
De Bem	0-0	0-0	0-0	0-0	0	0	0	0	0	0	1	
Team				0-1								
Totals	17-48	5-16	6-8	5-19	24	16	45	9	15	1	5	200

FG%	1st Hlf	13-26	50.0%	2nd Hlf	21-29	72.4%	Game	61.8%
3-Pt.FG%	1st Hlf	5-8	62.5%	2nd Hlf	2-4	50.0%	Game	58.3%
FT %	1st Hlf	4-6	66.7%	2nd Hlf	8-11	72.7%	Game	70.6%
deadball rebounds:	0							

COLORADO (10-15, 2-9 BIG 12)

Player	FGs	3-pt	FT	O-DR	F	TP	A	TO	B	S	Min	
Jack-Wilson f	2-4	0-0	2-2	3-5	8	3	6	2	2	0	18	
Hall g	3-10	2-3	0-1	0-1	1	3	8	2	1	1	37	
Higgins g	4-7	1-4	3-3	0-2	2	3	12	1	3	1	37	
Thorne II g	2-4	0-2	1-2	0-0	0	1	5	1	0	0	15	
Roby g	9-16	2-3	5-7	2-7	9	3	25	1	5	0	39	
Silas	4-10	0-1	1-2	1-6	7	4	9	3	1	0	26	
Coney	0-1	0-1	0-0	0-0	0	0	0	0	0	0	4	
Patterson	1-2	0-1	0-0	0-0	0	0	2	0	0	0	2	
Knutson	1-3	0-2	0-0	0-0	0	0	2	1	0	0	16	
Zehnder	0-0	0-0	0-0	0-0	0	0	0	0	0	0	2	
King-Stockton	0-0	0-0	0-0	0-0	0	1	0	0	0	1	4	
Team				0-0								
Totals	26-57	5-16	12-17	6-21	27	18	69	11	13	3	8	200

FG%	1st Hlf	11-26	42.3%	2nd Hlf	15-31	48.4%	Game	45.6%
3-Pt.FG%	1st Hlf	4-9	44.4%	2nd Hlf	1-7	14.3%	Game	31.3%
FT %	1st Hlf	6-10	60.0%	2nd Hlf	6-7	87.5%	Game	70.6%
deadball rebounds:	2							

Texas Tech	35	52	87
Colorado	32	37	69

Officials: Mike Thibodeaux, John Hampton, Terry Davis
 Technicals: none. Attendance: 4974. Fouled out: none.

STRONG SECOND HALF LIFTS TTU

BOULDER (AP) - Richard Roby scored a game-high 25 points and Cory Higgins added 12, however Texas Tech shot 72 percent in the second half to push the Red Raiders to a 87-69 victory.

"I don't think I've ever had a team play that poorly defensively," said CU head coach Jeff Bzdelik. "First of all, give Texas Tech great credit, they respected the game and they played the game the way it's supposed to be played. They moved without the ball extremely hard and well. They looked for one another. They out-ran us. Defensively, they stayed disciplined to the game plan. But give credit to Texas Tech because they taught us a great lesson in how to play."

Alan Voskuil and John Roberson both scored 20 points for Texas Tech.

The Red Raiders (14-11, 5-6 Big 12) improved to 2-3 since Pat Knight inherited the program from his father, Bobby Knight, after the Hall of Fame coach stepped down earlier this month.

Roby's 25 points tied him with Shaun Vandiver for third place on the Buffaloes' all-time scoring list with 1,876 points. Roby is 119 points away from tying Donnie Boyce, the school's scoring leader. Roby also grabbed a team-high nine rebounds.

Xavier Silas added nine points and seven rebounds for the Buffaloes (10-15, 2-9).

The Red Raiders led 35-32 at halftime and increased it to 21 points on a shot by Roberson with 7:31 remaining. The Buffaloes sliced the lead down to 11 before Texas Tech closed the game out to snap a two-game losing streak in Boulder.

Martin Zeno finished with 14 points and Damir Suljagic had 13 points and 10 rebounds.

GAME #26, FEB. 23, COLUMBIA, MO.

AT MISSOURI

COLORADO (10-16, 2-10 BIG 12)

Player	FGs	3-pt	FT	O-DR	F	TP	A	TO	B	S	Min	
Jack-Wilson f	3-5	0-0	0-0	3-4	7	2	6	0	1	0	24	
King-Stock f	1-2	0-0	0-0	0-5	5	2	2	1	1	4	1	
Hall g	8-14	1-5	0-0	0-2	2	1	17	4	1	1	39	
Higgins g	3-7	0-1	0-0	1-3	4	1	6	1	3	0	35	
Roby g	6-13	2-4	0-0	0-3	3	2	14	3	6	1	38	
Thorne II g	0-1	0-1	0-0	0-0	0	0	0	1	0	0	6	
Coney	0-0	0-0	0-0	0-0	0	1	0	0	0	0	5	
Knutson	3-5	2-3	0-0	1-2	3	2	8	3	1	0	16	
Beckley	0-0	0-0	0-0	0-3	3	1	0	0	0	0	10	
Team				0-3								
Totals	24-47	5-14	0-0	5-25	30	12	53	12	14	6	2	200

FG%	1st Hlf	10-22	45.5%	2nd Hlf	14-25	56.0%	Game	51.1%
3-Pt.FG%	1st Hlf	0-5	0.0%	2nd Hlf	5-9	55.6%	Game	35.7%
FT %	1st Hlf	0-0	0.0%	2nd Hlf	0-0	0.0%	Game	0.0%
deadball rebounds:	0							

MISSOURI (15-12, 5-7 BIG 12)

Player	FGs	3-pt	FT	O-DR	F	TP	A	TO	B	S	Min	
Carroll f	1-5	0-0	0-0	1-1	2	1	2	0	0	0	25	
Volkus f	0-2	0-0	0-0	0-1	1	1	0	0	0	0	5	
Lawrence, k g	7-12	2-4	0-1	0-1	1	1	16	1	0	0	31	
Tiller g	2-7	0-0	0-0	1-2	3	4	4	3	1	0	23	
Lawrence, m g	2-6	0-3	2-2	0-1	1	1	6	1	0	0	20	
Lyons g	3-6	0-0	1-4	4-6	10	0	7	1	2	0	20	
Horton	3-5	0-1	0-0	1-2	3	2	6	3	0	0	29	
Anderson	0-0	0-0	0-0	0-0	0	0	0	0	0	0	5	
Brown	2-4	2-3	0-0	0-0	0	0	6	1	0	0	13	
Safford	2-4	1-3	0-0	0-3	1	1	5	2	1	0	10	
Butterfield	3-6	1-2	1-2	1-0	1	0	8	0	0	0	14	
Team				2-0								
Totals	25-57	6-16	4-9	10-17	27	11	60	12	4	0	5	200

FG%	1st Hlf	13-30	43.3%	2nd Hlf	12-27	44.4%	Game	43.9%
3-Pt.FG%	1st Hlf	6-13	46.2%	2nd Hlf	1-7	0.0%	Game	37.5%
FT %	1st Hlf	0-3	0.0%	2nd Hlf	6-7	66.7%	Game	44.4%
deadball rebounds:	2							

Colorado	20	33	53
Missouri	32	28	60

Officials: Ted Hillary, James Breeding, Bill Kennedy
 Technicals: none. Attendance: 10686. Fouled out: none.

MISSOURI DEFENDS HOME COURT, 60-53

COLUMBIA, MO. (AP) - Marcus Hall scored a game-high 17 points and Richard Roby added 14, however the Missouri Tigers ran to a 60-53 victory.

Keon Lawrence scored 16 points for Missouri.

Colorado was held without a free-throw attempt for the first time in school history. The Buffaloes have lost nine of 10 and have lost 19 straight conference road games, including an 0-6 record this season.

Colorado was whistled for just 12 fouls and Missouri 11, with the Tigers going 4-for-9 from the line. Reserve Leo Lyons had 10 rebounds and seven points for Missouri, which recovered after squandering all but two points of an 18-point cushion at 40-22 early in the second half. Colorado cut the gap to 50-48 when Roby scored from the baseline with 4:02 to go, but Missouri scored eight of the next 10 points.

Darryl Butterfield added eight points from the bench, Jason Horton and Marshall Brown had six each and Justin Safford five.

Colorado played a man short a day after sophomore guard Xavier Silas was dismissed from the team for undisclosed reasons. Silas was the third-leading scorer with a 9.7-point average and started most of the season, although he had been a reserve the previous five games.

Colorado led 10-2 after the first 5:17, getting four points each from Roby and Hall while holding Missouri to one basket in its first 10 shots, with four blocked shots by Marcus King-Stockton. King-Stockton tied a career-high in blocked shots.

The Tigers got big contributions from their bench the rest of the half, with Butterfield getting seven points and Marshall Brown six for a 32-20 lead. Butterfield totaled three points in his previous four games.

GAME #27, FEB. 27, BOULDER

VS. BAYLOR

BAYLOR (19-8, 7-6 BIG 12)

Player	FGs	3-pt	FT	O-DR	F	TP	A	TO	B	S	Min
Rogers f	8-13	0-0	8-9	1-10	11	2	24	0	1	0	36
Shepherd f	1-3	0-0	1-2	4-1	5	4	3	0	2	1	0
Jerrells g	2-9	1-5	0-1	1-3	4	1	5	4	1	0	31
Dugat g	5-9	5-5	6-6	1-4	5	2	21	1	1	0	28
Carter g	2-5	2-3	0-0	1-1	0	6	5	2	0	0	27
Simpson	0-0	0-0	0-0	0-0	0	0	0	0	0	0	3
Bruce	1-4	0-2	3-4	0-0	0	2	5	3	0	0	16
Diene	2-3	0-0	0-0	3-2	5	2	4	0	0	0	20
Dunn	0-2	0-2	0-0	0-3	3	2	0	4	2	0	26
Lomers	0-1	0-0	0-0	0-1	1	0	0	1	0	0	2
Team				3-0							
Totals	21-49	8-17	18-22	13-25	38	15	68	17	10	1	200

FG%	1st Hlf	12-24	50.0%	2nd Hlf	9-25	36.0%	Game	42.9%
3-Pt.FG%	1st Hlf	5-10	50.0%	2nd Hlf	3-7	42.9%	Game	47.1%
FT %	1st Hlf	5-6	83.3%	2nd Hlf	13-16	81.3%	Game	81.8%
deadball rebounds:	2							

COLORADO (10-17, 2-11 BIG 12)

Player	FGs	3-pt	FT	O-DR	F	TP	A	TO	B	S	Min
Jack-Wilson f	1-2	0-0	1-2	0-1	1	4	3	0	1	0	13
King-Stock f	4-4	0-0	0-0	2-5	7	3	8	0	1	2	31
Hall g	4-14	1-5	1-2	0-3	3	1	10	7	0	3	38
Higgins g	1-6	0-1	1-2	1-0	1	3	3	2	1	0	25
Roby g	5-15	2-6	5-7	3-6	9	3	17	0	3	0	35
Thorne II g	2-2	1-1	0-0	0-1	1	0	5	1	0	0	19
Coney	0-0	0-0	0-0	0-0	0	1	0	0	0	0	3
Knutson	4-7	1-4	2-2	0-2	2						

GAME #28, MARCH 1, BOULDER**VS. IOWA STATE****IOWA STATE (14-15, 4-10 BIG 12)**

Player	FGs	3-pt	FT	O-DR	F	TP	A	TO	B	S	Min
Johnson	f 5-13	3-6	0-0	3-2	5	4	13	2	0	0	23
Brackins	f 3-9	0-2	2-2	1-6	7	1	8	1	2	1	0
Hubaliek	c 2-8	0-2	3-4	4-3	7	5	7	2	0	0	28
Haluska	g 2-9	1-4	4-4	1-3	4	3	9	0	3	0	32
Petersen	g 2-6	2-5	2-2	1-0	1	2	8	3	3	0	37
Boozer	1-1	1-1	0-0	0-1	1	1	3	0	0	0	8
Lee	0-0	0-0	0-0	0-1	1	1	0	0	0	0	11
Garrett	2-7	1-2	0-0	0-1	1	2	5	3	3	0	29
Thompson	0-1	0-0	0-0	0-0	0	0	0	0	0	0	3
Johnson	1-1	0-0	0-0	0-0	0	2	0	0	0	0	4
Currie	0-0	0-0	0-0	0-0	0	0	0	1	0	0	3
Team			0-3		3						
Totals	18-55	8-22	11-12	10-20	30	19	55	11	12	1	200

FC%	1st Hlf	8-26	30.8%	2nd Hlf	10-29	34.5%	Game	32.7%
3-Pt.FG%	1st Hlf	3-7	42.9%	2nd Hlf	5-15	33.3%	Game	36.4%
FT %	1st Hlf	5-6	83.3%	2nd Hlf	6-6	100.0%	Game	91.7%

deadball rebounds: 1

COLORADO (11-17, 3-11 BIG 12)

Player	FGs	3-pt	FT	O-DR	F	TP	A	TO	B	S	Min
Jack.-Wilson	f 3-4	0-0	3-5	0-4	4	3	9	1	1	1	21
King-Stock	f 2-6	0-0	0-0	2-3	5	3	4	1	2	4	29
Hall	g 13-21	3-5	2-5	1-7	8	0	31	4	1	0	38
Higgins	g 2-3	0-0	1-4	0-5	5	2	5	2	2	0	35
Roby	g 6-12	1-1	4-4	1-5	6	2	17	3	3	2	36
Thorne II	g 0-0	0-0	0-0	0-0	0	0	0	1	1	0	7
Knutson	0-1	0-1	1-2	0-3	3	1	1	1	1	0	26
Zehnder	0-0	0-0	0-0	1-0	0	0	0	0	0	0	4
Beckley	0-0	0-0	0-0	0-0	2	0	0	0	0	0	4
Team			0-0		0						
Totals	26-47	4-7	11-20	5-27	32	13	67	12	11	7	200

FC%	1st Hlf	10-25	40.0%	2nd Hlf	16-22	72.7%	Game	55.3%
3-Pt.FG%	1st Hlf	0-3	0.0%	2nd Hlf	4-4	100.0%	Game	57.1%
FT %	1st Hlf	6-6	100.0%	2nd Hlf	5-14	35.7%	Game	55.0%

deadball rebounds: 5

Iowa State	24	31	55
Colorado	26	41	67

Officials: Steve Olson, Rick Randall, Hal Lusk
 Technicals: none. Attendance: 6684. Fouled out: Hubaliek.

CU CLOSES HOME SEASON WITH WIN

BOULDER (AP) - Marcus Hall scored a career-high 31 points along with eight rebounds, and Richard Roby added 17 as the Colorado Buffaloes celebrated Senior Day with a 67-55 win over Iowa State on Saturday.

Wesley Johnson had 13 points for Iowa State, which has lost three straight and seven of its last eight. The Cyclones (14-15, 4-10 Big 12) are winless on the road in the Big 12 this season.

Hall, Roby and Marcus King-Stockton, the Buffaloes' three seniors, played the final home game of their careers. The Buffaloes led by 13 when Johnson hit three straight 3-pointers to pull the Cyclones to within 50-46 with 6:38 left. He had a chance to make it 50-48 but missed a jumper in the lane with 5:58 left.

Hall and Roby hit lay-ups to make it 54-46, and Iowa State didn't get closer than five points the rest of the way. Hall gave CU some breathing room with a 3-pointer to make it 59-51, and then he punctuated the win with a breakaway dunk with 1:21 left to give CU a 64-51 lead.

Colorado led 26-24 at half and came out strong in the second half. Roby and Hall hit consecutive 3-pointers and Jermyl Jackson-Wilson (nine points) and Cory Higgins (five rebounds) each had a bucket during a 10-0 Buffaloes run.

Hall, who recorded career-high in field goals made (13) and attempts (21), hit consecutive shots to give Colorado a 43-28 lead. His 3-pointer with 9:05 left gave Colorado a 50-37 edge. Hall also grabbed a game-high eight rebounds, also moved into 21st place on CU's all-time scoring list with 1,108 points.

GAME #29, MARCH 4, MANHATTAN, KAN.**AT KANSAS STATE****COLORADO (11-18, 3-12 BIG 12)**

Player	FGs	3-pt	FT	O-DR	F	TP	A	TO	B	S	Min
Jack.-Wilson	f 5-8	0-0	0-1	2-5	7	5	10	2	0	1	4
King-Stock	f 1-2	0-0	0-0	0-1	1	4	2	0	1	0	18
Hall	g 9-17	1-4	3-4	1-1	2	2	22	7	3	0	37
Higgins	g 4-11	1-2	3-4	3-4	7	3	12	3	1	0	38
Roby	g 5-15	1-5	4-6	2-6	8	2	15	4	6	1	38
Thorne II	0-1	0-1	0-0	0-0	0	1	0	1	1	0	8
Coney	0-0	0-0	0-0	0-0	0	1	0	0	0	0	0+
Knutson	2-5	2-5	1-2	0-2	2	2	7	1	0	0	27
Beckley	2-2	0-0	0-0	1-1	2	4	4	0	0	0	7
Team				1-0	1						
Totals	28-61	5-17	11-17	10-20	30	24	72	18	12	2	13200

FC%	1st Hlf	10-26	38.5%	2nd Hlf	18-35	51.4%	Game	45.9%
3-Pt.FG%	1st Hlf	0-0	0.0%	2nd Hlf	5-13	38.5%	Game	29.4%
FT %	1st Hlf	7-10	70.0%	2nd Hlf	4-7	57.1%	Game	64.7%

deadball rebounds: 4, 1

KANSAS STATE (19-10, 9-6 BIG 12)

Player	FGs	3-pt	FT	O-DR	F	TP	A	TO	B	S	Min
Walker	f 9-14	2-6	5-5	2-4	6	4	25	2	1	0	29
Beasley	f 12-22	1-3	8-10	5-9	14	1	33	0	3	3	36
Young	g 2-5	1-1	1-2	0-4	4	2	6	1	4	0	30
Stewart	g 2-5	0-1	5-7	1-0	1	2	9	4	4	0	29
Franklin	g 0-0	0-0	0-0	0-0	0	0	0	1	0	0	4
Pullen	0-5	0-3	1-3	0-0	0	1	1	6	0	0	25
Brown	0-0	0-0	0-0	0-0	0	0	0	0	0	0	1
Gilbert	0-0	0-0	0-0	0-1	1	2	0	1	0	0	7
Sutton	1-2	0-0	0-0	3-1	4	1	2	1	0	0	12
Merriewether	0-0	0-0	0-0	0-0	0	2	0	1	1	0	8
Anderson	0-1	0-0	1-2	1-3	4	0	1	0	0	0	6
Kent	0-1	0-1	0-0	0-0	0	3	0	1	1	0	7
Colon	0-0	0-0	1-2	0-2	2	0	1	0	0	1	6
Team				3-1	4						
Totals	26-55	4-15	22-31	15-25	40	18	78	18	15	4	600

FC%	1st Hlf	14-32	43.8%	2nd Hlf	12-23	52.2%	Game	47.3%
3-Pt.FG%	1st Hlf	3-10	30.0%	2nd Hlf	1-5	20.0%	Game	26.7%
FT %	1st Hlf	10-15	66.7%	2nd Hlf	12-16	75.0%	Game	71.0%

deadball rebounds: 2

Colorado	27	45	72
Kansas State	41	37	78

Officials: Curtis Shaw, Winston Stith, Scott Thornley
 Technicals: none. Attendance: 12528. Fouled out: Jackson-Wilson.

K-STATE HOLDS ON AT HOME, 78-72

MANHATTAN, Kan. (AP) - Marcus Hall scored 22 points and the Buffs rallied with 45 in the second half, however Kansas State ran to a 78-72 victory, Tuesday night.

"We had our chances, we certainly did," said CU head coach Jeff Bzdelik on the AM 760 post-game show. "It's the little things and it all adds up. I'm very proud of my team and have been all year. They haven't quit and that's a testimony to who they are as people."

Michael Beasley had 33 points to break Kansas State's season scoring record. Bill Walker snapped out of a two-game shooting slump with 25 points for the Wildcats (19-10, 9-6) snapped a four-game losing streak.

With Hall's 22 points against the Wildcats and his 31 points against Iowa State (March 1), it was the first time in his career that he has recorded back-to-back 20-point efforts. Hall grabbed a conference-high six steals, which is also the most against Kansas State in the history of Big 12 play for a CU Player.

Colorado's 13 steals are a season high.

Richard Roby added 15 points and a team-high eight rebounds. Roby also set a new school record with 2,080 career conference minutes bettering Jay Humphries (2,042, 1981-84).

Kansas State led 41-27 at halftime, but the Wildcats committed turnovers on five of their first seven possessions in the second half and Roby and Hall led the Buffaloes' comeback. The Buff's 45 second half points are a conference high.

Hall's fastbreak basket got it to 56-52. Then Beasley popped in a short jumper and a moment later completed a three-point play to lead an 8-0 run. Roby followed Levi Knutson's 3-pointer with two baskets that shaved the lead back to 71-65.

CU's Cory Higgins drilled a 3-pointer that made it 76-72 in the final seconds. Then Beasley stepped to the line and made two free throws for the final margin. Higgins scored 12 points and seven rebounds for the Buffs.

2007-08 Colorado Men's Basketball
 Colorado Combined Team Statistics (as of Mar 04, 2008)
 last five games

RECORD:	OVERALL	HOME	AWAY	NEUTRAL
ALL GAMES.....	(1-4)	(1-2)	(0-2)	(0-0)
CONFERENCE.....	(1-4)	(1-2)	(0-2)	(0-0)
NON-CONFERENCE.....	(0-0)	(0-0)	(0-0)	(0-0)

## Player	GP-GS	Min--Avg	---TOTAL---		---3-PTS---		---FT-FTA		---REBOUNDS---				PF	FO	A	TO	Blk	Stl	Pts	Avg
			FG-FGA	Pct	3FG-FGA	Pct	FT-FTA	Pct	Off	Def	Tot	Avg								
01 Hall, Marcus.....	5-5	189 37.8	37-76	.487	8-22	.364	6-12	.500	2	14	16	3.2	7	0	24	6	5	9	88	17.6
23 Roby, Richard.....	5-5	186 37.2	31-71	.437	8-19	.421	18-24	.750	8	27	35	7.0	12	0	11	23	4	7	88	17.6
13 Silas, Xavier.....	1-0	26 26.0	4-10	.400	0-1	.000	1-2	.500	1	6	7	7.0	4	0	3	1	0	1	9	9.0
11 Higgins, Cory.....	5-5	170 34.0	14-34	.412	2-8	.250	8-13	.615	5	14	19	3.8	12	0	9	10	1	3	38	7.6
31 Jackson-Wilson,Jerm	5-5	103 20.6	14-23	.609	0-0	.000	6-10	.600	8	19	27	5.4	17	1	5	5	2	7	34	6.8
24 Knutson, Levi.....	5-0	121 24.2	10-21	.476	5-15	.333	4-6	.667	1	9	10	2.0	8	0	7	3	0	1	29	5.8
32 King-Stockton,Marcu	5-4	109 21.8	8-14	.571	0-0	.000	0-0	.000	4	14	18	3.6	13	0	2	5	11	3	16	3.2
21 Patterson, Caleb...	1-0	2 2.0	1-2	.500	0-0	.000	0-0	.000	0	0	0	0.0	0	0	0	0	0	0	2	2.0
12 Thorne II, Dwight..	5-1	55 11.0	4-8	.500	1-5	.200	1-2	.500	0	1	1	0.2	2	0	3	3	0	2	10	2.0
44 Beckley, Trent.....	3-0	21 7.0	2-2	1.000	0-0	.000	0-0	.000	1	4	5	1.7	7	0	0	0	0	1	4	1.3
14 Coney, Javon.....	4-0	12 3.0	0-1	.000	0-1	.000	0-0	.000	0	0	0	0.0	3	0	0	0	0	0	0	0.0
25 Zehnder, Andrew....	2-0	6 3.0	0-0	.000	0-0	.000	0-0	.000	1	0	1	0.5	0	0	0	0	0	0	0	0.0
TEAM.....									1	3	4	0.8	0		1					
Total.....	5	1000	125-262	.477	24-71	.338	44-69	.638	32	111	143	28.6	85	1	64	57	23	34	318	63.6
Opponents.....	5	1000	124-271	.458	33-82	.402	67-91	.736	53	115	168	33.6	78	-	72	57	7	17	348	69.6

TEAM STATISTICS	CU	OPP	DATE	OPPONENT	W/L	SCORE	ATTEND
SCORING.....	318	348	*2/20/08	TEXAS TECH	L	69-87	4974
Points per game.....	63.6	69.6	*2/23/08	at Missouri	L	53-60	10686
Scoring margin.....	-6.0	-	*2/27/08	BAYLOR	L	57-68	3223
FIELD GOALS-ATT.....	125-262	124-271	*3/1/08	IOWA STATE	W	67-55	6684
Field goal pct.....	.477	.458	*3/4/08	at Kansas State	L	72-78	12528
3 POINT FG-ATT.....	24-71	33-82					
3-point FG pct.....	.338	.402					
3-pt FG made per game..	4.8	6.6	*-Big 12 Conference				
FREE THROWS-ATT.....	44-69	67-91	^America's Youth Classic (Madison, Wis.)				
Free throw pct.....	.638	.736					
REBOUNDS.....	143	168					
Rebounds per game.....	28.6	33.6					
Rebounding margin.....	-5.0	-					
ASSISTS.....	64	72					
Assists per game.....	12.8	14.4					
TURNOVERS.....	57	57					
Turnovers per game.....	11.4	11.4					
Turnover margin.....	+0.0	-					
Assist/turnover ratio..	1.1	1.3					
STEALS.....	34	17					
Steals per game.....	6.8	3.4					
BLOCKS.....	23	7					
Blocks per game.....	4.6	1.4					
WINNING STREAK.....	0	-					
Home win streak.....	1	-					
ATTENDANCE.....	14881	23214					
Home games-Avg/Game....	3-4960	2-11607					
Neutral site-Avg/Game..	-	0-0					

SCORE BY PERIODS:	1st	2nd	Total
Colorado.....	127	191	- 318
Opponents.....	166	182	- 348

2007-08 Colorado Men's Basketball
 Colorado Combined Team Statistics (as of Mar 04, 2008)
 Conference games

RECORD:	OVERALL	HOME	AWAY	NEUTRAL
ALL GAMES.....	(3-12)	(3-5)	(0-7)	(0-0)
CONFERENCE.....	(3-12)	(3-5)	(0-7)	(0-0)
NON-CONFERENCE.....	(0-0)	(0-0)	(0-0)	(0-0)

## Player	GP-GS	Min--Avg	---TOTAL---		---3-PTS---		FT-FTA	Pct	---REBOUNDS---				PF	FO	A	TO	Blk	Stl	Pts	Avg
			FG-FGA	Pct	3FG-FGA	Pct			Off	Def	Tot	Avg								
23 Roby, Richard.....	15-15	528 35.2	84-178	.472	23-52	.442	59-81	.728	22	79	101	6.7	45	1	27	53	16	13	250	16.7
01 Hall, Marcus.....	15-15	570 38.0	92-174	.529	24-59	.407	11-26	.423	10	41	51	3.4	28	1	57	29	5	22	219	14.6
11 Higgins, Cory.....	15-15	531 35.4	44-101	.436	14-36	.389	33-44	.750	16	51	67	4.5	36	0	33	30	2	18	135	9.0
13 Silas, Xavier.....	10-6	274 27.4	26-79	.329	4-21	.190	28-36	.778	8	31	39	3.9	26	1	15	21	4	6	84	8.4
31 Jackson-Wilson,Jerm	15-5	250 16.7	31-56	.554	0-0	.000	15-25	.600	20	36	56	3.7	45	1	12	20	8	9	77	5.1
24 Knutson, Levi.....	15-0	249 16.6	19-54	.352	11-38	.289	8-10	.800	2	16	18	1.2	11	0	15	7	0	1	57	3.8
32 King-Stockton,Marcu	15-14	311 20.7	17-31	.548	0-0	.000	9-24	.375	16	33	49	3.3	50	2	8	14	26	8	43	2.9
12 Thorne II, Dwight..	15-5	198 13.2	10-31	.323	6-18	.333	8-11	.727	3	7	10	0.7	12	0	13	8	1	7	34	2.3
44 Beckley, Trent.....	7-0	35 5.0	2-2	1.000	0-0	.000	2-2	1.000	1	6	7	1.0	11	0	0	1	0	1	6	0.9
21 Patterson, Caleb...	5-0	27 5.4	1-7	.143	0-4	.000	0-0	.000	1	2	3	0.6	7	0	1	2	0	0	2	0.4
14 Coney, Javon.....	7-0	20 2.9	0-4	.000	0-4	.000	0-0	.000	0	0	0	0.0	3	0	0	0	0	0	0	0.0
25 Zehnder, Andrew....	3-0	7 2.3	0-0	.000	0-0	.000	0-0	.000	1	0	1	0.3	1	0	0	0	0	0	0	0.0
TEAM.....									8	10	18	1.2	0		6					
Total.....	15	3000	326-717	.455	82-232	.353	173-259	.668	108	312	420	28.0	275	6	181	191	62	85	907	60.5
Opponents.....	15	3000	359-797	.450	87-251	.347	207-292	.709	178	326	504	33.6	266	-	210	164	46	77	1012	67.5

TEAM STATISTICS	CU	OPP	DATE	OPPONENT	W/L	SCORE	ATTEND
SCORING.....	907	1012	*1/12/08	at Texas A&M	L	69-86	12634
Points per game.....	60.5	67.5	*1/15/08	NEBRASKA	W	55-51	5773
Scoring margin.....	-7.0	-	*1/19/08	at Texas	L	67-69	16755
FIELD GOALS-ATT.....	326-717	359-797	*1/23/08	KANSAS STATE	L	56-72	6992
Field goal pct.....	.455	.450	*1/26/08	MISSOURI	L	62-66	5257
3 POINT FG-ATT.....	82-232	87-251	*1/29/08	at Iowa State	L	41-57	11954
3-point FG pct.....	.353	.347	*2/2/08	KANSAS	L	59-72	10347
3-pt FG made per game..	5.5	5.8	*2/6/08	at Oklahoma State	L	63-64	13039
FREE THROWS-ATT.....	173-259	207-292	*2/9/08	OKLAHOMA	W	72-58	5206
Free throw pct.....	.668	.709	*2/16/08	at Kansas	L	45-69	16300
REBOUNDS.....	420	504	*2/20/08	TEXAS TECH	L	69-87	4974
Rebounds per game.....	28.0	33.6	*2/23/08	at Missouri	L	53-60	10686
Rebounding margin.....	-5.6	-	*2/27/08	BAYLOR	L	57-68	3223
ASSISTS.....	181	210	*3/1/08	IOWA STATE	W	67-55	6684
Assists per game.....	12.1	14.0	*3/4/08	at Kansas State	L	72-78	12528
TURNOVERS.....	191	164					
Turnovers per game.....	12.7	10.9					
Turnover margin.....	-1.8	-					
Assist/turnover ratio..	0.9	1.3					
STEALS.....	85	77					
Steals per game.....	5.7	5.1					
BLOCKS.....	62	46					
Blocks per game.....	4.1	3.1					
WINNING STREAK.....	0	-					
Home win streak.....	1	-					
ATTENDANCE.....	48456	93896					
Home games-Avg/Game...	8-6057	7-13414					
Neutral site-Avg/Game..	-	0-0					

*-Big 12 Conference
 ^-America's Youth Classic (Madison, Wis.)

SCORE BY PERIODS:	1st	2nd	Total
Colorado.....	397	510	- 907
Opponents.....	445	567	- 1012

2007-08 Colorado Men's Basketball
 Colorado Combined Team Statistics (as of Mar 04, 2008)
 All games

RECORD:	OVERALL	HOME	AWAY	NEUTRAL
ALL GAMES.....	(11-18)	(6-9)	(3-9)	(2-0)
CONFERENCE.....	(3-12)	(3-5)	(0-7)	(0-0)
NON-CONFERENCE.....	(8-6)	(3-4)	(3-2)	(2-0)

## Player	GP-GS	Min--Avg	---TOTAL---		---3-PTS---		FT-FTA	Pct	---REBOUNDS---				PF	FO	A	TO	Blk	Stl	Pts	Avg
			FG-FGA	Pct	3FG-FGA	Pct			Off	Def	Tot	Avg								
23 Roby, Richard.....	29-29	991 34.2	167-349	.479	43-105	.410	106-138	.768	53	133	186	6.4	91	2	62	95	27	30	483	16.7
01 Hall, Marcus.....	29-29	1075 37.1	153-321	.477	48-124	.387	45-68	.662	25	87	112	3.9	55	2	113	62	7	53	399	13.8
13 Silas, Xavier.....	23-19	678 29.5	71-183	.388	20-63	.317	61-90	.678	22	54	76	3.3	54	2	38	46	5	19	223	9.7
11 Higgins, Cory.....	29-29	956 33.0	85-188	.452	24-68	.353	46-65	.708	20	98	118	4.1	62	0	66	57	10	35	240	8.3
24 Knutson, Levi.....	29-1	527 18.2	49-111	.441	27-75	.360	20-26	.769	3	37	40	1.4	25	0	33	22	1	4	145	5.0
31 Jackson-Wilson, Jerm	29-18	538 18.6	59-119	.496	0-2	.000	21-40	.525	45	80	125	4.3	82	1	27	39	25	19	139	4.8
12 Thorne II, Dwight..	26-5	366 14.1	26-63	.413	8-31	.258	17-20	.850	8	21	29	1.1	22	0	25	20	2	11	77	3.0
32 King-Stockton, Marcu	27-14	464 17.2	27-53	.509	0-2	.000	15-37	.405	31	57	88	3.3	73	2	16	23	39	11	69	2.6
21 Patterson, Caleb...	14-1	114 8.1	7-30	.233	1-12	.083	5-6	.833	3	16	19	1.4	14	0	3	9	6	2	20	1.4
25 Zehnder, Andrew....	6-0	17 2.8	2-3	.667	1-1	1.000	0-0	.000	1	0	1	0.2	3	0	0	0	0	0	5	0.8
44 Beckley, Trent.....	9-0	40 4.4	2-2	1.000	0-0	.000	2-2	1.000	1	6	7	0.8	12	0	2	1	1	1	6	0.7
14 Coney, Javon.....	11-0	34 3.1	1-6	.167	0-5	.000	0-0	.000	0	1	1	0.1	3	0	0	0	0	0	2	0.2
TEAM.....									20	22	42	1.4	0		9					

Total.....	29	5800	649-1428	.454	172-488	.352	338-492	.687	232	612	844	29.1	496	9	383	384	123	185	1808	62.3
Opponents.....	29	5800	663-1503	.441	179-497	.360	350-505	.693	307	632	939	32.4	506	-	385	378	80	147	1855	64.0

TEAM STATISTICS	CU	OPP	DATE	OPPONENT	W/L	SCORE	ATTEND
SCORING.....	1808	1855	11/9/07	NEW MEXICO	L	47-54	8372
Points per game.....	62.3	64.0	^11/15/07	vs Florida A&M	W	83-59	17190
Scoring margin.....	-1.6	-	^11/16/07	vs Savannah State	W	58-43	17190
FIELD GOALS-ATT.....	649-1428	663-1503	^11/17/07	at Wisconsin	L	52-78	17190
Field goal pct.....	.454	.441	11/20/07	COLORADO CHRISTIAN	W	78-58	2491
3 POINT FG-ATT.....	172-488	179-497	11/27/07	at Denver	W	54-44	5035
3-point FG pct.....	.352	.360	11/29/07	at Air Force	W	60-50	5606
3-pt FG made per game..	5.9	6.2	12/2/07	STANFORD	L	43-67	6175
FREE THROWS-ATT.....	338-492	350-505	12/8/07	at Wyoming	L	64-73	5572
Free throw pct.....	.687	.693	12/12/07	NEW ORLEANS	L	65-67	2972
REBOUNDS.....	844	939	12/22/07	at Colorado State	W	73-70	5377
Rebounds per game.....	29.1	32.4	12/29/07	GRAMBLING STATE	W	93-47	2634
Rebounding margin.....	-3.3	-	1/4/08	SMU	W	63-52	4286
ASSISTS.....	383	385	1/7/08	TULSA	L	68-81	2031
Assists per game.....	13.2	13.3	*1/12/08	at Texas A&M	L	69-86	12634
TURNOVERS.....	384	378	*1/15/08	NEBRASKA	W	55-51	5773
Turnovers per game....	13.2	13.0	*1/19/08	at Texas	L	67-69	16755
Turnover margin.....	-0.2	-	*1/23/08	KANSAS STATE	L	56-72	6992
Assist/turnover ratio..	1.0	1.0	*1/26/08	MISSOURI	L	62-66	5257
STEALS.....	185	147	*1/29/08	at Iowa State	L	41-57	11954
Steals per game.....	6.4	5.1	*2/2/08	KANSAS	L	59-72	10347
BLOCKS.....	123	80	*2/6/08	at Oklahoma State	L	63-64	13039
Blocks per game.....	4.2	2.8	*2/9/08	OKLAHOMA	W	72-58	5206
WINNING STREAK.....	0	-	*2/16/08	at Kansas	L	45-69	16300
Home win streak.....	1	-	*2/20/08	TEXAS TECH	L	69-87	4974
ATTENDANCE.....	77417	167056	*2/23/08	at Missouri	L	53-60	10686
Home games-Avg/Game...	15-5161	12-11056	*2/27/08	BAYLOR	L	57-68	3223
Neutral site-Avg/Game..	-	2-17190	*3/1/08	IOWA STATE	W	67-55	6684
			*3/4/08	at Kansas State	L	72-78	12528

SCORE BY PERIODS:	1st	2nd	Total
-----	-----	-----	-----
Colorado.....	827	981	- 1808
Opponents.....	840	1015	- 1855

*-Big 12 Conference
 ^-America's Youth Classic (Madison, Wis.)